



2004

International
**Coastal
Cleanup**

The Ocean Conservancy



**2004 HONOR ROLL
OF DONORS**

Bank of America Foundation
Brunswick Public Foundation, Inc.
The Coca-Cola Company
Cox Target Media
The Dow Chemical Company
ITW Hi-Cone
Oracle
PCL Packaging
Peace Cereal
People's First Community Bank
Philip Morris U.S.A.
The Procter & Gamble Fund
Progress Energy
Publix Super Markets Charities
Sanford Corporation
SCUBA Club Inc. of West Palm Beach
Shell
The Trull Foundation
U.S. Environmental Protection Agency
Walt Disney World

***“Debris respects no state
or national boundaries.
It will float anywhere.”***

SEBA SHEAVLY / DIRECTOR
OFFICE OF POLLUTION PREVENTION AND MONITORING
THE OCEAN CONSERVANCY
IN PARADE MAGAZINE, JUNE 6, 2004

Table of Contents

- 1 2004 ICC Cleanup Results**
- 3 Highlights in the Fight Against Marine Debris: Historical Timeline
- 10 Country Participation Map (2004 ICC)
- 13 2004 ICC Facts & Figures**
- 19 International Raw Data**
- 19 Appendix 1: International Raw Data
- 25 Appendix 2: U.S. Raw Data
- 29 2004 ICC Coordinators & Sponsors**
- 29 International ICC Coordinators
- 31 U.S. ICC Coordinators
- 33 International ICC Sponsors
- 36 U.S. ICC Sponsors
- 39 ICC Report Evaluation Form**

International Coastal Cleanup

The Ocean Conservancy

Published by
THE OCEAN CONSERVANCY
2029 K Street, NW
Washington, DC 20006
www.oceanconservancy.org

For more information, or to
participate in the International
Coastal Cleanup, contact:

THE OCEAN CONSERVANCY
OFFICE OF POLLUTION
PREVENTION AND MONITORING
1432 N. Great Neck Road, #103
Virginia Beach, VA 23454
757.496.0920

www.coastalcleanup.org
800.262.BEACH (U.S. only)
cleanup@oceanconservancy.org

Acknowledgements

We extend our thanks and gratitude to the hundreds of thousands of enthusiastic individuals who make the ICC a successful event each year. Once again, our volunteers helped make the 2004 ICC a success, and we thank them for a job well done!

The ICC requires extensive preparations to ensure that activities run smoothly on cleanup day. Our coordinators begin their work months in advance and continue post-cleanup tasks into the New Year. From securing local sponsors and volunteers to organizing the marine debris data, these coordinators help ensure a successful cleanup for everyone involved. We thank them for their hard work, dedication, and willingness to volunteer their time to this important cause (see pages 29-32 for a complete list of 2004 ICC coordinators).

Special thanks also go to our sponsors for their financial support, employee volunteer participation, and many in-kind donations. Their generosity with supplies, food, beverages, services, and other gifts keep our volunteers motivated and energized for their task. We appreciate their contributions and commitment to a cleaner marine environment (see pages 33-36 for a list of global sponsors; see pages 37-38 for a list of U.S. state sponsors).



ICC
Jamaica

THE INTERNATIONAL COASTAL CLEANUP'S MISSION

The International Coastal Cleanup engages people to remove trash and debris from the world's beaches and waterways, to identify the sources of debris, and to change the behaviors that cause pollution.

2004 ICC Cleanup Results

From plastic debris littering the shores of remote islands to furnishings and car parts clogging rivers and streams to fishing nets and line smothering and entangling coral reefs, marine debris is one of the most insidious problems facing our oceans today. Virtually no shoreline or beach on earth is free from trash. And the scene looks much the same under water, where the ocean bottom becomes a veritable trash can for discarded goods.

The truth is, every piece of trash has the chance of becoming marine debris. And once it does, it can stay that way for weeks, months, and even years, affecting ocean life and habitats for miles. That's because today's world relies heavily on synthetic materials—such as beverage bottles, cigarette butts, and fishing line—that are durable and highly buoyant. Once this debris enters oceans and waterways, it degrades slowly and can travel thousands of miles away from its point of origin. These properties make marine debris one of the most difficult ocean problems to address.

Not that people aren't trying: for the 19th year, volunteers across the globe joined together on September 18, 2004 to remove debris from the world's oceans, streams, and waterways as part of the International Coastal Cleanup (ICC).

Today, the ICC is held around every major body of water in the world. But the Cleanup isn't just about pollution cleanup; it's also about pollution prevention. The ICC educates and empowers people to take action and become part of the solution. In addition to collecting and removing debris, volunteers record the types of debris they pick up. The Ocean Conservancy compiles and analyzes this information each year to identify the activities and general sources causing the debris. The final information is then used to educate the public, business, industry, and government officials about the marine debris problem.

The 2004 Cleanup—held on September 18, 2004—saw growth in several areas. Worldwide, more than 305,000 people removed over 7.7 million pounds of debris from more than



ICC
Ecuador

11,000 miles of shoreline. Five new countries—Brunei, Malawi, Samoa, Sudan, and Tunisia—joined in the cleanup efforts, bringing the total number of participating countries to 88. More than 6,600 divers participated in underwater cleanups, gathering more than 155,000 pounds of debris from 382 miles of riverbed and seafloor. Volunteer participation also increased in several countries. In India, 20,160 people volunteered for the ICC—an increase of 9,044 volunteers from last year. Nigeria more than quadrupled its volunteer participation, going from 1,632 volunteers in 2003 to 7,319 in 2004. In the United States, Georgia's cleanup efforts expanded to include "Rivers Alive" activities, increasing statewide participation to 22,198 volunteers.

“If we don't attack the problem, we'll never get it solved. There are not just scenic problems: it's harmful to marine life. It has real consequences.”

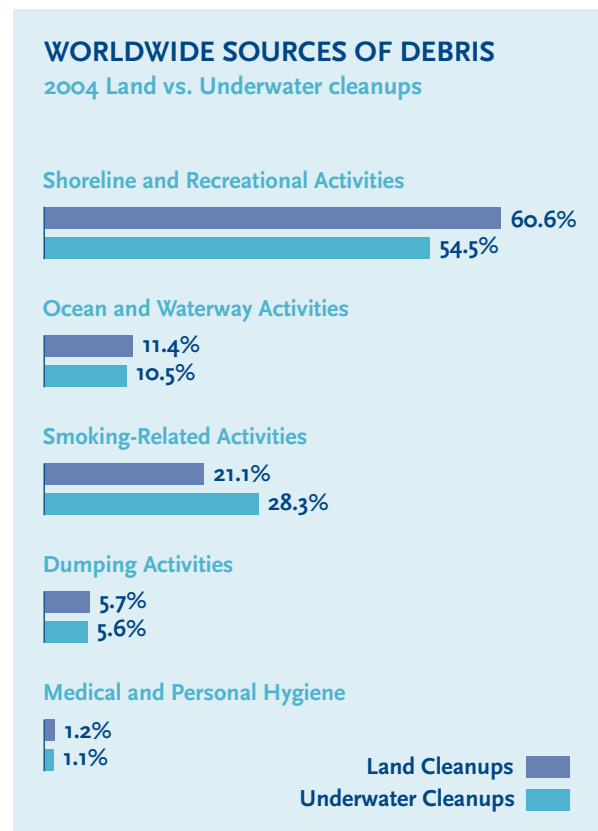
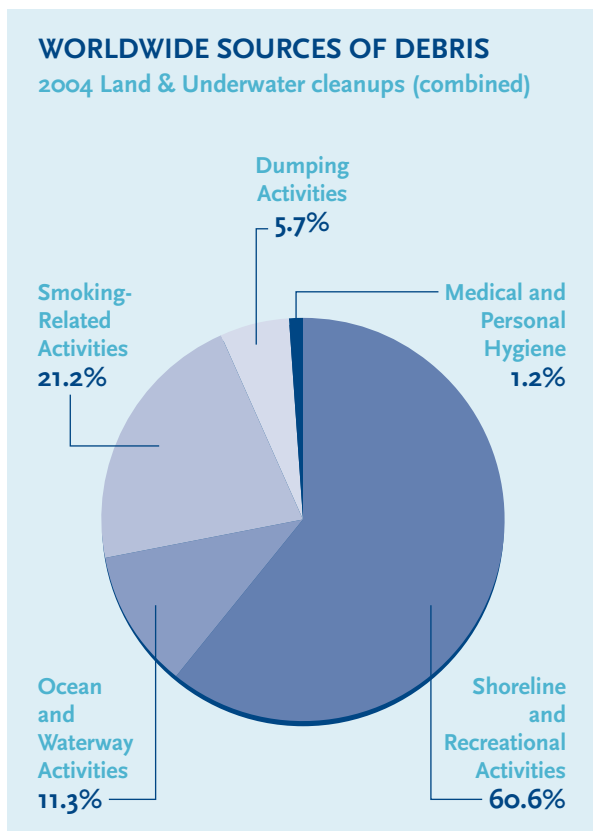
BARBARA TOBORG / AMERICAN LITTORAL SOCIETY
IN THE QUEENS CHRONICLE, SEPTEMBER 2004

Marine Debris: Where Does It Come From?

According to the U.S. Department of Commerce and the U.S. Navy, approximately 80 percent of debris is washed off the land, blown by winds, or intentionally dumped from shore.¹ Results from the 2004 Cleanup support this conclusion and give a clear indication that our activities on land continue to have serious repercussions on our oceans and waterways. Over 60 percent of all debris found during the 2004 Cleanup originated from land-based recreational activities such as picnics, festivals, sports, and days at the beach. Almost 76 percent of that debris included food-related items such as food wrappers, beverage bottles and cans, utensils, plates, cups, and straws. Litter washed from streets, parking lots, and storm drains also contributed to this category of debris. Smoking activities came in second, accounting for 21 percent of the debris collected. Fishing nets accounted for the majority of ocean and waterway activities—

activities that originate offshore—which contributed 11 percent of the total, and dumping activities were responsible for a little less than six percent. While medical and personal hygiene made up little more than one percent of the total debris, it accounted for some of the more disturbing items, including thousands of used condoms, syringes, and tampons.

But debris does not stop at the water line. Underwater cleanup volunteers discovered more than 150,000 pounds of debris, much of which had been on the ocean floor or river bottom for several years. In 2004, the debris found underwater closely mimicked the results found on shore. Again, shoreline and recreational activities accounted for the majority of debris—54 percent—with smoking activities coming in second at more than 28 percent. Activities occurring on the water contributed slightly more than 10 percent. One of the problems with debris from ocean and waterway activities—including fishing line and nets, rope, and plastic sheeting—is that it is among the most destructive. This debris can remain in the water, posing a continual threat to marine wildlife and humans. It is little wonder that this debris is the most common type found in animal entanglements.





ICC Egypt

HIGHLIGHTS IN THE FIGHT AGAINST MARINE DEBRIS

1972 LEGISLATION

The U.S. Congress passes the Coastal Zone Management Act, which works to preserve, protect, develop, restore, and enhance the United States' coastal zone resources. ▶

1973/78 LEGISLATION

The International Convention for the Prevention of Pollution from Ships (MARPOL 73/78) passes, creating international guidelines to prevent ship pollution. MARPOL has six annexes covering oil discharge, hazardous liquid control, hazardous material transport, sewage discharge, plastic and garbage disposal, and air pollution. Annex V controls the disposal of plastics and garbage into the oceans from ships. ▶



1977 LEGISLATION

▶ Clean Water Act passes, which establishes pollution discharge regulations for U.S. waters, sets water quality standards, and gives the country's Environmental Protection Agency (EPA) authority over pollution control programs. ▶

1985

▶ The Ocean Conservancy conducts a study of plastic marine garbage for EPA. The report, *Plastics in the Ocean: More Than a Litter Problem*, identifies debris made of plastic materials as the number one marine debris hazard. ▶

1986

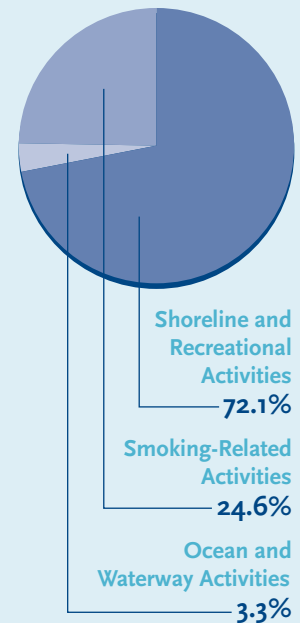
▶ A Conservancy staff member organizes the first Beach cleanups along the Texas coast. In the three-hour Texas Coastal Cleanup, 2,800 volunteers collect 124 tons of trash from 122 miles of coastline. ▶

TOP TEN ITEMS WORLDWIDE 2004 INTERNATIONAL COASTAL CLEANUP

LAND AND UNDERWATER CLEANUPS

Debris Items	Total Number	Percent
1. Cigarettes/Cigarette Filters	1,292,154	18.2%
2. Food Wrappers and Containers	768,148	10.8%
3. Caps/Lids	606,906	8.6%
4. Bags	531,085	7.5%
5. Beverage Bottles (Plastic) 2 liters or less	498,184	7.0%
6. Cups/Plates/Forks/Knives/Spoons	472,999	6.7%
7. Beverage Bottles (Glass)	321,927	4.5%
8. Beverage Cans	311,035	4.4%
9. Straws/Stirrers	285,273	4.0%
10. Fishing Nets	174,271	2.5%
Totals	5,261,982	74.1%

PERCENT OF TOTAL TOP TEN



Each year, the ICC tabulates a Top Ten list of the 10 most prevalent items found during the Cleanup. In addition to being some of the most abundant items, this year's Top Ten account for nearly three-quarters of the total collected debris. As further proof of the insidiousness of land-based activities, shoreline and recreational activities made up approximately 72 percent of the total Top Ten items, and eight of the Top Ten items were attributed to the category. Fishing nets also made the Top Ten, illustrating that human activities on the water can also have ramifications for ocean ecosystems.

Since 1990, most of the items found during the ICC have been waste from consumable goods—from cigarettes to prepackaged food and beverage products—that are discarded after the product is used or consumed. Pinpointing these types of debris and the activities that cause them aids in tracing sources of debris and in creating educational programs to help people develop a new mind set toward littering and purchasing.



Cigarettes were the most commonly found item for the 15th consecutive year.

◀ ICC Jamaica

1987

LEGISLATION

U.S. Congress passes the Marine Plastic Pollution Research and Control Act (MPPRCA) to implement Annex V. Under MPPRCA, it is illegal to throw plastic trash off any vessel within the U.S. Exclusive Economic Zone (within 200 nautical miles of the shoreline). It is also illegal to throw any other garbage overboard while navigating in U.S. waters or within three miles of shore.

1988

The Cleanup expands to include 25 coastal U.S. states and territories.

The Ocean Conservancy establishes the National Beach Cleanup Marine Debris Database to create awareness, involve citizens, and collect standardized information on the problem of marine debris nationwide.


On December 31st of this year, Annex V of the MARPOL Treaty, which deals with ship-borne garbage, goes into effect.

Dangers of Debris

Each year, volunteers find animals caught in a variety of debris. The results can be deadly; debris entanglement can cause lethal cuts, hampered mobility, suffocation, drowning, and debris ingestion—when animals mistake debris for food—can lead to strangulation and starvation. According to the U.S. Commission on Ocean Policy report, a 1997 study found that at least 267 species have been affected by marine debris worldwide, including 86 percent of all sea turtle species, 44 percent of all seabird species, and 43 percent of all marine mammal species, as well as numerous fish and crustaceans.²

In 2004, volunteers found 186 animals entangled in debris. Discarded fishing line was responsible for nearly half of all entanglements, with rope and fishing nets coming in second (16 percent) and third (11 percent). Even though these items represent less than 10 percent of the total number of recorded items, debris such as fishing line, plastic bags, rope, and balloons can be more dangerous to wildlife.

Entanglements are an especially pressing problem for Hawaiian monk seals in the Northwestern Hawaiian Islands. Currents deposit derelict fishing gear and other debris from thousands of miles away onto the Northwestern Hawaiian Islands. Fishing nets smother the area's fragile coral reefs and create an irresistible lure for curious endangered Hawaiian monk seals, which can easily become entangled.



Discarded fishing line was responsible for nearly half of all entanglements.

DANGERS OF ELECTRONIC DEBRIS

Discarded computer equipment is the United States' fastest growing category of solid waste. In fact, the National Safety Council estimates that as many as 500 million computers will become obsolete by 2007. While some may be handed down or reused, many more will simply be thrown away. During the 2004 International Coastal Cleanup, volunteers reported finding more than 100 discarded computers worldwide.

Many people do not realize that their abandoned computers contain several hazardous chemicals—including chromium, mercury, and lead—that can leach into the soil and groundwater and eventually reach the oceans, even if the computer was dumped in a landfill. The dangers these electronics pose to people and the environment prompted Massachusetts to become the first U.S. state to outlaw dumping computer monitors in landfills.

What should you do with your old computer? According to *PC World*, the best options are to donate or recycle your PCs. Most people can find local organizations that need donated computers, especially schools or other charitable organizations. Recycling an old computer is a little more difficult, because it requires finding a qualified recycler. *PC World* reports that the International Association of Electronics Recyclers (www.iaer.org) is working on a database to help people find appropriate facilities that will recycle old electronic equipment. In the United States, the National Recycling Coalition (www.nrc-recycle.org) has posted a list of state PC recycling programs. Several major computer manufacturers, like Dell and Hewlett Packard, also recycle used machines.

1989

▶ Canada and Mexico participate in beach cleanups, making the event the International Coastal Cleanup (ICC). ▶

Plywood that entered the ocean in 1986 is still decomposing this year.

1992

▶ 33 countries participate in the Cleanup. ▶

1995

▶ The Ocean Conservancy produces *Victory at Sea: "Zero Discharge" Ship to Shore*, a report on ship waste and discharge at sea, to serve as an industry reference guide in preventing ship-borne marine debris. ▶

A plastic trash bag that entered the ocean in 1986 is still decomposing this year.



ICC Republic of Korea

1996

▶ The Ocean Conservancy works with the International Maritime Organization to raise awareness of the importance of good stewardship and the marine debris problem in the Caribbean.

1997

▶ 75 countries participate in the Cleanup.

2000 LEGISLATION

▶ Beaches Environmental Assessment and Coastal Health Act (B.E.A.C.H. Act) of 2000 amends the Clean Water Act, requiring adoption of minimum health-based water quality criteria, comprehensive water testing, and public notification when water contamination levels are unsafe.



2003

▶ 91 countries participate in the Cleanup. ▶

2004

▶ Despite several cancellations due to hurricanes which pushed many cleanups into October, ICC volunteers are still able to collect 7.7 million pounds of debris. ▶


2005 LEGISLATION

Senators Daniel Inouye (HI) and Ted Stevens (AK) introduce the Marine Debris Research and Reduction Act. The bill creates a new marine debris program within NOAA, enhances Coast Guard efforts against marine debris, and enacts a federal marine debris information clearinghouse. ▶

A Styrofoam cup that entered the ocean in 1986 is still decomposing this year.

The problem is so severe that the National Oceanic and Atmospheric Administration (NOAA) has been working with the U.S. Coast Guard and other groups for several years to remove derelict gear from the area's waters and reefs. Even after years of effort and tons of debris removal, scientists estimate that more than 100 tons of derelict fishing nets and gear still remain in the Northwestern Hawaiian Islands.

While marine mammal entanglements may be the most well known, they comprise only 10 percent of the total entanglements found during the 2004 ICC. Fish and invertebrates accounted for more than half of all recorded entanglements. Seabirds are also victims of debris: volunteers found 46 entangled birds, nearly a quarter of the total entangled wildlife. These findings illustrate that marine debris affects all aspects of the ocean ecosystem, even those species that spend less time in and on the water.



“In the past four years alone, federal, state, and non-governmental partnerships have

hauled over 50 tons of nets and line off reefs in state waters in the Northwestern Hawaiian Islands.”

GILBERT COLOMA-AGARAN / CHAIRPERSON, BOARD OF LAND AND NATURAL RESOURCES, HAWAII, TESTIMONY TO THE U.S. COMMISSION ON OCEAN POLICY, MAY 2002

◀ ICC United States

What's Being Done?

Marine debris is such a pressing issue that the U.S. Commission on Ocean Policy dedicated an entire chapter on the subject in its 2004 report, which was designed to create a blueprint for a new comprehensive national ocean policy. In it, the Commission recommended several actions the United States should take to address the problem of marine debris. The report tasked the National Oceanic and Atmospheric Administration (NOAA) to work in concert with the Environmental Protection Agency to establish a marine debris management program that would focus on education and outreach, working with communities and industry, and improving debris source identification, monitoring, and research. The report also encouraged the agencies to coordinate and implement expanded marine debris control efforts. In addition, the Commission urged that the United States work on reducing derelict fishing gear and ensuring adequate facilities for garbage disposal from ships. In its findings, the Commission cited data from the ICC on several occasions.

Interest in curbing marine debris has also sparked recent congressional action. Senators Daniel Inouye (HI) and Ted Stevens (AK) introduced the Marine Debris Research and Reduction Act to Congress in early 2005. Among other actions, the bill creates a new marine debris program within NOAA, enhances Coast Guard efforts against marine debris, and enacts a federal marine debris information clearinghouse. While it has yet to become law, the bill has garnered support in the U.S. Department of Commerce and NOAA.

▶ 2036

A tin can that entered the ocean in 1986 is still decomposing this year.

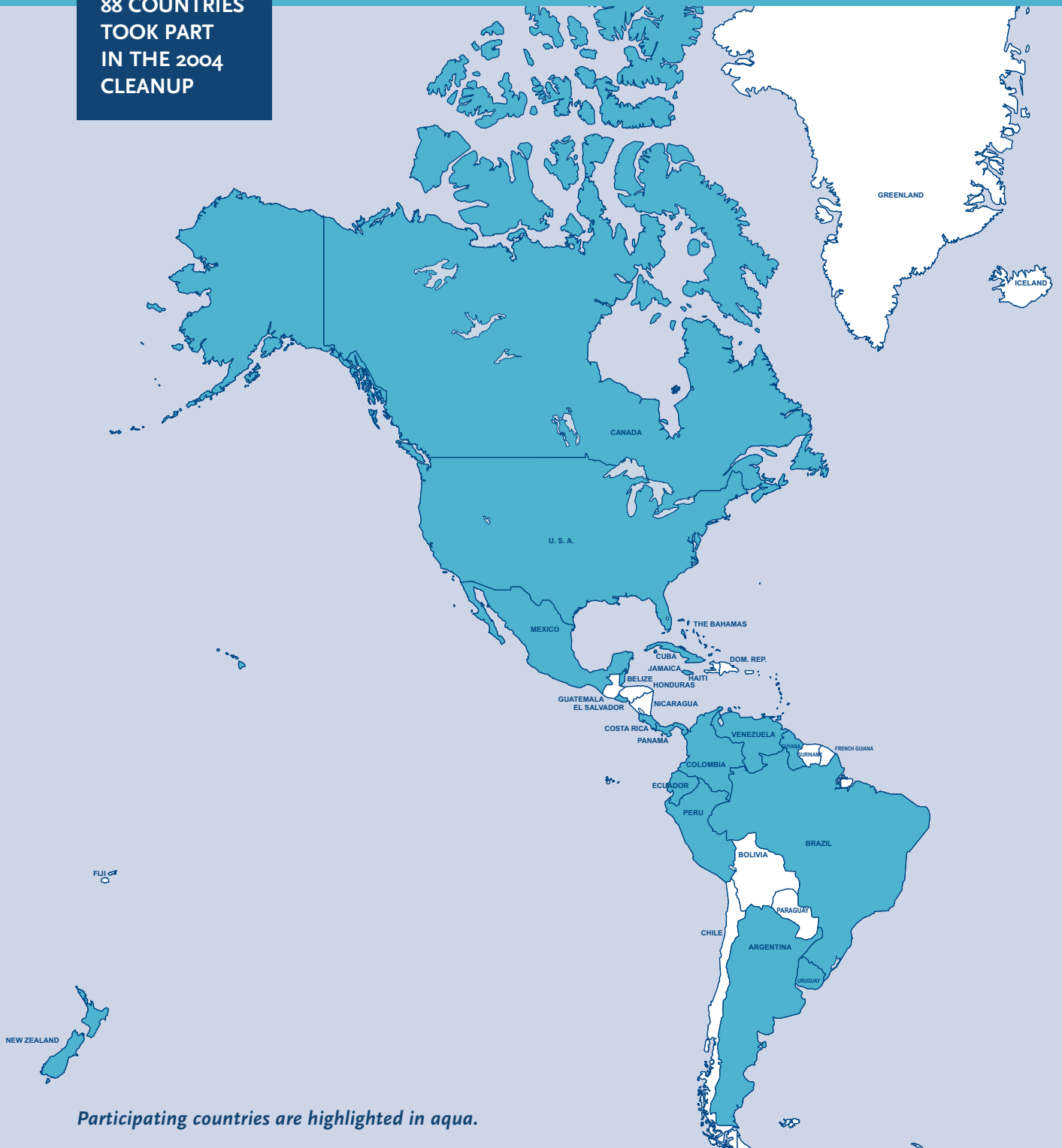
▶ 2436

A plastic beverage bottle that entered the ocean in 1986 is still decomposing this year.

▶ 1,001,986 A.D.

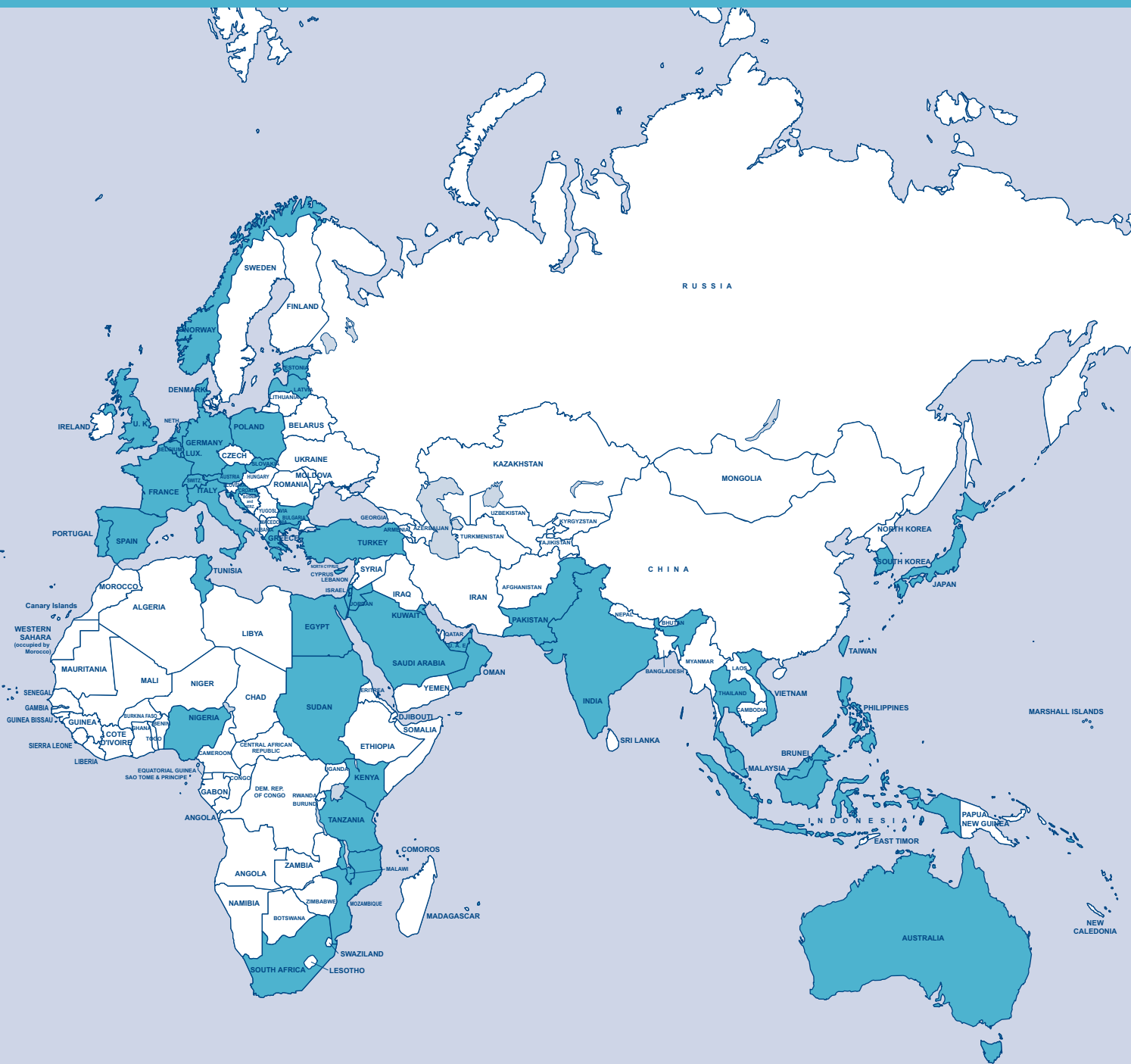
A glass bottle that entered the ocean in 1986 is still decomposing this year.

**88 COUNTRIES
TOOK PART
IN THE 2004
CLEANUP**



Participating countries are highlighted in aqua.

- | | | | | |
|-----------|------------------------|-------------|------------------|------------|
| Argentina | Bermuda | Croatia | France | Italy |
| Aruba | Brazil | Cuba | French Polynesia | Jamaica |
| Australia | British Virgin Islands | Cyprus | Germany | Japan |
| Austria | Brunei | Denmark | Greece | Jordan |
| Bahamas | Bulgaria | Dominica | Guyana | Kenya |
| Bahrain | Canada | Ecuador | Hong Kong | Kuwait |
| Barbados | Colombia | Egypt | India | Latvia |
| Belgium | Cook Islands | El Salvador | Indonesia | Luxembourg |
| Belize | Costa Rica | Estonia | Israel | Malawi |



- | | | | | |
|----------------------|-------------|-------------------|------------------------------|----------------------|
| Malaysia | Norway | Republic of Korea | St. Lucia | Tunisia |
| Maldives | Oman | Samoa | St. Vincent & the Grenadines | Turkey |
| Malta | Pakistan | Saudi Arabia | Sudan | United Arab Emirates |
| Mexico | Palestine | Seychelles | Switzerland | United Kingdom |
| Mozambique | Panama | Singapore | Taiwan | United States |
| Netherlands | Peru | Slovakia | Tanzania | Uruguay |
| Netherlands Antilles | Philippines | South Africa | Thailand | Venezuela |
| New Zealand | Poland | Spain | Trinidad & Tobago | Vietnam |
| Nigeria | Portugal | St. Kitts & Nevis | | |

Marine debris is one of the most frustrating environmental threats because it is easily one of the most preventable; the solution is in our hands. Consequently, individual action to curb marine debris is just as important as legislative or political edicts, if not more so. Here are some steps you can take to do your part to reduce the amount of marine debris that enters our oceans and waterways:

- Dispose of trash properly. This helps to reduce the amount of trash that washes into waterways from storm drains.
- Reduce, reuse, and recycle.
- Look for alternative materials or avoid excessive packaging when deciding on purchases.
- Cut the rings of six-pack holders. This lowers the risk of entanglement to marine animals if the holders do make it out to sea.
- Participate in local beach, river, or stream cleanups.
- Educate others about marine debris.
- Promote local solutions to debris.³

Data from the last decade indicates that the majority of people do not consider their contributions to marine debris to be significant enough to warrant a change in personal behavior. This is the real problem that the ICC seeks to solve: to increase people's awareness of their contribution to the problem and inspire change. Consequently, continued education on the harmful effects debris has on our oceans, waterways, and our own lives is vital to help alter the behaviors that cause this problem. The 2004 ICC report is one of several tools The Ocean Conservancy uses in its ongoing efforts to educate society and create solutions to this long-standing problem. ●

“The message has to come out to people that they share responsibility for the [marine debris] problem. They have to appreciate what the impacts are, and that basically they—by polluting, by littering—are contributing.”

SUZANNE E. SCHWARTZ / DIRECTOR, OCEANS & COASTAL PROTECTION DIVISION, U.S. ENVIRONMENTAL PROTECTION AGENCY, TESTIMONY TO THE U.S. COMMISSION ON OCEAN POLICY, MAY 2002

So what possesses hundreds of thousands of people to spend a Saturday morning picking up someone else's trash? There are nearly as many reasons as there are volunteers. A sense of responsibility, care for the environment, and a desire to give back are a just few reasons people volunteer for the International Coastal Cleanup (ICC).

Another compelling reason volunteers cite is an understanding that they are part of a larger global community. The ICC allows participants to help the global environment through their local actions. According to Kenny Ehman, Japan's O.C.E.A.N./Okinawa International Beach Cleanup coordinator, volunteers like the ICC because it is a common cause that helps them connect with others around the globe. Kathy Evans, coordinator for Muskegon County, Michigan, agrees. “People like to make a difference in their community,” she says. “The ICC connects their local work to a more global experience, making the event more valuable to them.” In Hawaii, local site coordinator Cynthia Ho believes that everyone who volunteers for the Cleanup wants to take care of the environment. The Cleanup makes volunteers feel like they are part of an international community, she says, and doing something locally that has a global effect gives them a greater sense of fulfillment.

People are also discovering that they can learn from one another. Enriqueta Hawkins, ICC coordinator for San Andrés, uses the ICC to gain additional scientific knowledge about debris and to network with other countries to learn from their experiences. “Everyone is committed to fulfilling a common goal—healthy oceans,” she says.

It is this sense of international community that encourages people to continue participating in the ICC, even when the going gets rough. Captain Rajan Vir, India's ICC coordinator, admits that while his volunteers are making a difference, “it is going to be a long haul.” Fortunately, Vir is encouraged by “the warmth of friendship binding us all from different continents in the pursuit of a common goal.” Aren't we all?

2004 ICC Facts & Figures

2004 Worldwide Participation: People, Pounds & Miles

Country	Land			Underwater			Total		
	People	Pounds	Miles	People	Pounds	Miles	People	Pounds	Miles
Argentina	938	200	21	4	460	2	942	660	23
Aruba	41	1,350	2	33	50	1	74	1,400	2
Australia	53	258	3	102	1,687	3	155	1,945	5
Austria	149	3,050	19	-	-	-	149	3,050	19
Bahamas	200	2,000	3	-	-	-	200	2,000	3
Bahrain	20	331	-	4	44	-	24	375	-
Barbados	39	210	1	-	-	-	39	210	1
Belgium	50	221	1	-	-	-	50	221	1
Belize	803	5,932	19	-	-	-	803	5,932	19
Bermuda	313	1,340	3	10	482	1	323	1,822	3
Brazil	14,031	66,758	79	261	7,951	1	14,292	74,709	80
British Virgin Islands	170	2,615	11	16	660	1	186	3,275	12
Brunei	Participated; did not submit data.								
Bulgaria	7	529	1	2	337	-	9	867	1
Canada	22,201	106,474	589	238	4,798	11	22,439	111,272	600
Colombia	196	3,943	6	68	1,326	6	264	5,269	11
Cook Islands	6	100	0.1	14	220	0.1	20	320	0.2
Costa Rica	218	1,903	16	61	111	3	279	2,014	19
Croatia	16	397	0.5	-	-	-	16	397	0.5
Cuba	19	500	1	15	500	1	34	1,000	2
Cyprus	1,569	880	5	51	518	5	1,620	1,398	11
Denmark	2	11	2	18	33	2	20	44	3
Dominica	800	45,000	40	4	290	1	804	45,290	41
Ecuador	-	-	-	62	3,887	2	62	3,887	2
Egypt	782	38,286	53	434	6,311	35	1,216	44,597	89
El Salvador	17	180	1	34	400	1	51	580	1
Estonia	40	227	0.2	30	926	0.2	70	1,153	0.5
France	115	1,301	3	25	492	2	140	1,793	4
French Polynesia	15	150	7	15	450	-	30	600	7
Germany	984	25,091	170	-	-	-	984	25,091	170
Greece	591	7,479	20	156	1,257	15	747	8,736	35
Guyana	208	6,273	3	-	-	-	208	6,273	3
Hong Kong	1,370	22,017	16	33	146	1	1,403	22,163	17
India	20,155	331,052	180	5	35	1	20,160	331,087	181
Indonesia	446	1,212	3	87	208	42	533	1,421	45
Israel	30	33	1	-	-	-	30	33	1
Italy	413	3,180	1	-	-	-	413	3,180	1
Jamaica	1,654	34,078	12	26	255	0.1	1,680	34,333	12
Japan	16,771	101,244	62	1,002	9,176	15	17,773	110,421	76

(CHART CONTINUES NEXT PAGE)

Country	Land			Underwater			Total		
	People	Pounds	Miles	People	Pounds	Miles	People	Pounds	Miles
Jordan	-	-	-	16	426	1	16	426	1
Kenya	878	13,279	234	21	51	2	899	13,330	236
Kuwait	160	1,323	1	100	882	1	260	2,205	1
Latvia	15	110	0.1	20	110	0.1	35	221	0.2
Luxembourg	1	45	2	-	-	-	1	45	2
Malawi	21	496	0.2	9	221	0.2	30	717	0.3
Malaysia	259	1,717	8	117	350	6	376	2,067	14
Maldives	49	165	1	-	-	-	49	165	1
Malta	48	798	6	26	2,602	1	74	3,400	7
Mexico	2,480	49,331	45	59	1,022	3	2,539	50,353	48
Mozambique	10	165	4	-	-	-	10	165	4
Netherlands	Participated; did not submit data.								
Netherlands Antilles	826	3,301	8	12	90	1	838	3,391	9
New Zealand	28	136	2	49	1,146	2	77	1,281	4
Nigeria	7,273	2,408,557	43	46	12,213	32	7,319	2,420,770	75
Norway	75	500	2	-	-	-	75	500	2
Oman	200	5,513	33	60	441	33	260	5,954	66
Pakistan	Participated; did not submit data.								
Palestine	2	15	0.3	1	7	0.3	3	22	1
Panama	6,770	67,976	43	-	-	-	6,770	67,976	43
Peru	1,227	33,505	2	-	-	-	1,227	33,505	2
Philippines	2,778	28,265	107	550	5,315	17	3,328	33,580	125
Poland	148	439	1	117	236	1	265	675	3
Portugal	105	1,045	2	-	-	-	105	1,045	2
Republic of Korea	1,859	22,158	29	144	14,693	0.4	2,003	36,851	29
Samoa	Participated; did not submit data.								
Saudi Arabia	672	1,729	5	120	2,024	5	792	3,753	10
Seychelles	-	-	-	24	662	0.5	24	662	0.5
Singapore	2,368	22,806	11	46	66	0.2	2,414	22,872	11
Slovakia	20	882	1	40	1,103	1	60	1,985	2
South Africa	2,018	34,742	188	6	11	1	2,024	34,754	189
Spain	87	11,239	6	-	-	-	87	11,239	6
St. Kitts & Nevis	184	2,820	12	9	20	1	193	2,840	13
St. Lucia	464	6,827	21	9	200	2	473	7,027	23
St. Vincent & Grenadines	27	900	2	5	300	1	32	1,200	3
Sudan	100	13,230	1	-	-	-	100	13,230	1
Switzerland	178	3,360	12	-	-	-	178	3,360	12
Taiwan	75	517	1	135	795	1	210	1,312	2
Tanzania	650	992	1	10	44	1	660	1,036	1
Thailand	831	13,028	13	159	1,109	5	990	14,137	17
Trinidad & Tobago	518	6,257	5	-	-	-	518	6,257	5
Tunisia	7	300	0.4	12	1,676	0.4	19	1,976	1
Turkey	8,937	40,561	153	209	2,267	27	9,146	42,828	181
United Arab Emirates	500	30,000	-	-	-	-	500	30,000	-
United Kingdom	3,276	42,633	98	83	2,395	6	3,359	45,028	104
United States	157,271	3,699,192	8,152	1,614	59,360	77	158,885	3,758,552	8,229
Uruguay	9	595	2	4	33	0.4	13	628	2
Venezuela	9,511	220,500	121	40	190	4	9,551	220,690	125
Vietnam	Participated; did not submit data.								
Totals:	298,347	7,607,753	10,729	6,682	155,068	382	305,029	7,762,820	11,111.6

Total Debris Items Collected Worldwide (2004 ICC)

	Land	Underwater	Total
SHORELINE & RECREATIONAL ACTIVITIES			
Bags	525,643	5,442	531,085
Balloons	62,504	420	62,924
Beverage Bottles (Glass)	313,001	8,926	321,927
Beverage Bottles (Plastic) 2 liters or less	491,119	7,065	498,184
Beverage Cans	303,228	7,807	311,035
Caps/Lids	601,576	5,330	606,906
Clothing/Shoes	125,739	2,223	127,962
Cups/Plates/Forks/ Knives/Spoons	467,898	5,101	472,999
Food Wrappers and Containers	761,544	6,604	768,148
Pull Tabs	77,778	2,031	79,809
Shotgun Shells/Wadding	21,092	537	21,629
Six-Pack Holders	38,567	1,155	39,722
Straws/Stirrers	283,480	1,793	285,273
Toys	172,417	727	173,144
OCEAN/WATERWAY ACTIVITIES			
Bait Containers/Packaging	27,455	864	28,319
Bleach/Cleaner Bottles	35,174	547	35,721
Buoys/Floats	36,871	538	37,409
Crab/Lobster/Fish Traps	10,756	1,009	11,765
Crates	73,824	128	73,952
Fishing Line	53,072	1,548	54,620
Fishing Lures/Light Sticks	19,361	762	20,123
Fishing Nets	173,673	598	174,271
Light Bulbs/Tubes	14,655	231	14,886
Oil/Lube Bottles	30,896	328	31,224
Pallets	68,570	690	69,260
Plastic Sheeting/Tarps	83,340	1,514	84,854
Rope	136,515	1,355	137,870
Strapping Bands	30,327	483	30,810
SMOKING - RELATED ACTIVITIES			
Cigar Tips	81,217	1,414	82,631
Cigarette Lighters	39,698	1,056	40,754
Cigarettes/Cigarette Filters	1,268,177	23,977	1,292,154
Tobacco Packaging/Wrappers	91,413	2,207	93,620
DUMPING ACTIVITIES			
55-Gallon Drums	2,437	55	2,492
Appliances (refrigerators, washers, etc.)	4,860	94	4,954
Batteries	93,854	1,391	95,245
Building Materials	153,610	1,728	155,338
Cars/Car Parts	16,526	494	17,020
Tires	125,587	1,839	127,426
MEDICAL/PERSONAL HYGIENE			
Condoms	36,845	262	37,107
Diapers	15,705	403	16,108
Syringes	13,330	111	13,441
Tampons/Tampon Applicators	17,544	365	17,909
Totals	7,000,878	101,152	7,102,030

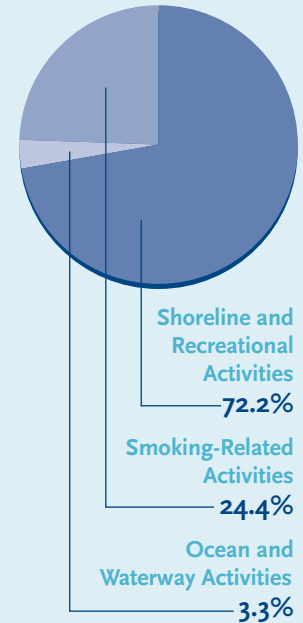
Top Ten Items Worldwide (2004 Land and Underwater Cleanups)

LAND CLEANUPS

DEBRIS ITEMS

	Total Number	Percent
1. Cigarettes/Cigarette Filters	1,268,177	18.1%
2. Food Wrappers and Containers	761,544	10.9%
3. Caps/Lids	601,576	8.6%
4. Bags	525,643	7.5%
5. Beverage Bottles (Plastic) 2 liters or less	491,119	7.0%
6. Cups/Plates/Forks/Knives/Spoons	467,898	6.7%
7. Beverage Bottles (Glass)	313,001	4.5%
8. Beverage Cans	303,228	4.3%
9. Straws/Stirrers	283,480	4.1%
10. Fishing Nets	173,673	2.5%
Totals	5,189,339	74.1%

PERCENT OF TOTAL TOP TEN

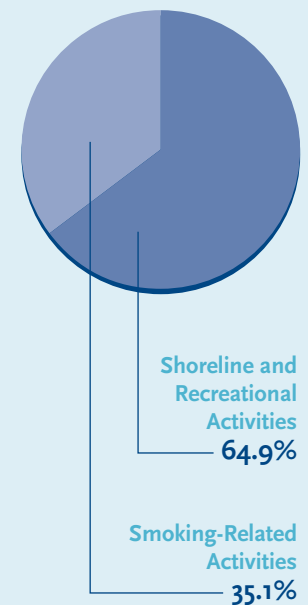


UNDERWATER CLEANUPS

DEBRIS ITEMS

	Total Number	Percent
1. Cigarettes/Cigarette Filters	23,977	23.7%
2. Beverage Bottles (Glass)	8,926	8.8%
3. Beverage Cans	7,807	7.7%
4. Beverage Bottles (Plastic) 2 liters or less	7,065	7.0%
5. Food Wrappers and Containers	6,604	6.5%
6. Bags	5,442	5.4%
7. Caps/Lids	5,330	5.3%
8. Cups/Plates/Forks/Knives/Spoons	5,101	5.0%
9. Clothing/Shoes	2,223	2.2%
10. Tobacco Packaging/Wrappers	2,207	2.2%
Totals	74,682	73.8%

PERCENT OF TOTAL TOP TEN



For the Top Ten Items Worldwide summary chart (land and underwater data combined), see page 5.

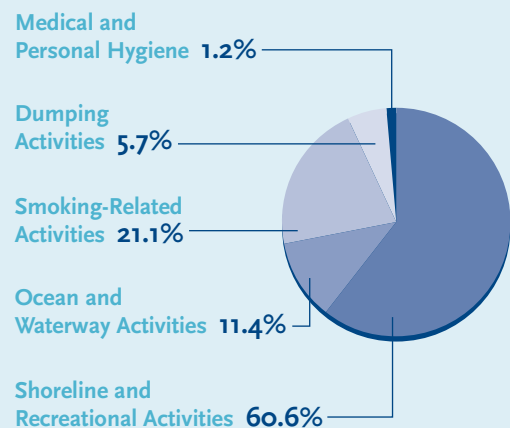
Dangerous Debris Items Collected Worldwide (2004 ICC)

DEBRIS ITEM	Number
Bags	531,085
Balloons	62,924
Crab/Lobster/Fish Traps	11,765
Fishing Line	54,620
Fishing Nets	174,271
Plastic Sheeting/Tarps	84,854
Rope	137,870
Six-Pack Holders	39,722
Strapping Bands	30,810
Syringes	13,441
Total	1,141,362

Sources of Debris Worldwide (2004 Land and Underwater Cleanups)

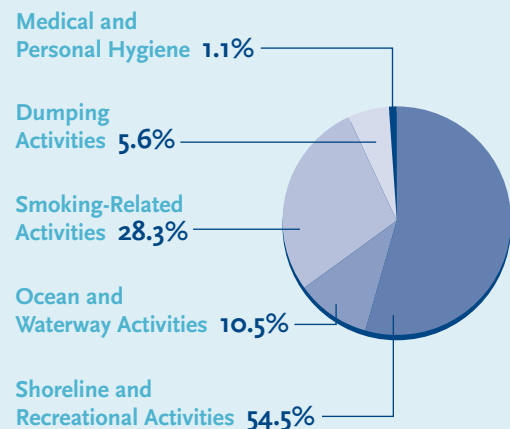
LAND CLEANUPS

DEBRIS ITEMS	Percent
Shoreline and Recreational Activities	60.6%
Ocean and Waterway Activities	11.4%
Smoking-Related Activities	21.1%
Dumping Activities	5.7%
Medical and Personal Hygiene	1.2%



UNDERWATER CLEANUPS

DEBRIS ITEMS	Percent
Shoreline and Recreational Activities	54.5%
Ocean and Waterway Activities	10.5%
Smoking-Related Activities	28.3%
Dumping Activities	5.6%
Medical and Personal Hygiene	1.1%



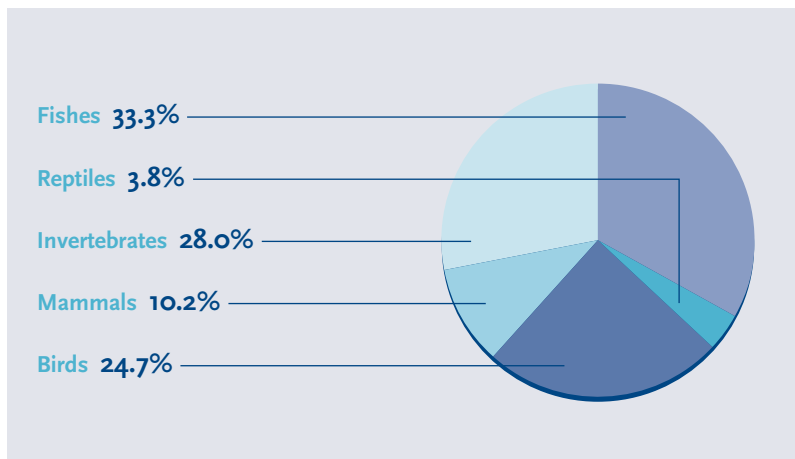
For other Worldwide Sources of Debris charts—(land & underwater cleanups/combined data) and (land vs. underwater comparison)—see page 2.

Entangled Animals Worldwide (2004 ICC)

ENTANGLING DEBRIS

	Invertebrates	Fishes	Reptiles	Birds	Mammals	Total	
Balloon Ribbon/String	1			7	1	9	4.8%
Crab/Lobster/Fish Traps	7	1			1	9	4.8%
Fishing Line	20	38	2	23	5	88	47.3%
Fishing Nets	6	11		4		21	11.3%
Miscellaneous	9	4	3	1	2	19	10.2%
Plastic Bags	1		1	1	1	4	2.2%
Rope	8	8	1	5	8	30	16.1%
Six-Pack Holders				5		5	2.7%
Wire					1	1	0.5%
Total	52	62	7	46	19	186	
Total Percentage	28.0%	33.3%	3.8%	24.7%	10.2%		

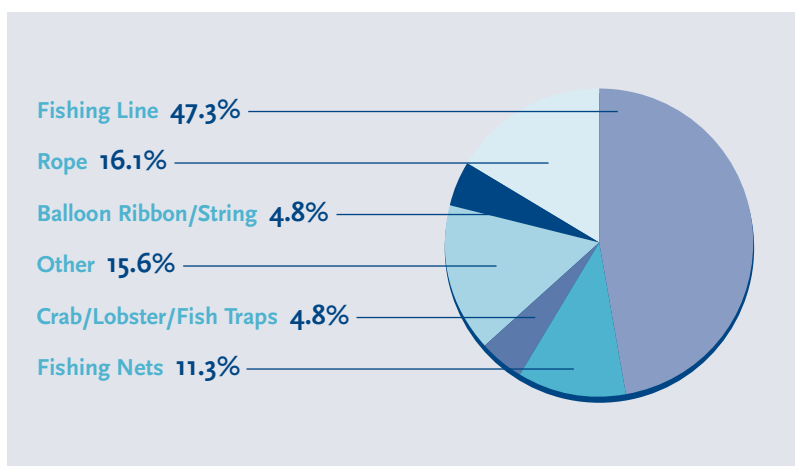
Entangled Animals Found (2004 ICC)



Number of Entangled Animals Found (2004)



Debris Items Found Entangling Animals (2004 ICC)



Appendix 1: International Raw Data Summary (Argentina – Bulgaria)

	Argentina	Australia	Austria	Bahamas	Bahrain	Barbados	Belize	Bermuda	Brazil	British Virgin Islands	Bulgaria
SHORELINE & RECREATIONAL ACTIVITIES											
Bags	2,019	131	48	47	72	117	5,721	248	34,308	216	87
Balloons	150	28	9	0	0	48	186	23	332	0	0
Beverage Bottles (Glass)	597	190	133	2,655	135	58	2,086	585	3,066	1,269	48
Beverage Bottles (Plastic) 2 liters or less	905	80	117	269	107	183	3,374	399	12,468	959	107
Beverage Cans	252	160	210	1,563	97	5	804	198	1,710	781	57
Caps/Lids	1,436	115	67	316	41	115	13,367	841	25,277	708	49
Clothing/Shoes	382	23	32	20	7	88	802	136	1,604	138	21
Cups/Plates/Forks/Knives/Spoons	576	38	65	1,071	40	166	3,011	578	24,280	643	80
Food Wrappers and Containers	2,533	127	51	569	15	199	3,203	578	22,417	503	150
Pull Tabs	226	37	36	50	0	0	147	8	2,267	66	0
Shotgun Shells/Wadding	15	0	2	0	0	0	18	2	0	1	3
Six-Pack Holders	645	0	8	24	0	3	114	8	49	116	0
Straws/Stirrers	773	78	15	10	9	17	2,467	218	38,674	337	0
Toys	94	5	8	0	0	11	130	44	1,469	40	0
OCEAN/WATERWAY ACTIVITIES											
Bait Containers/Packaging	9	33	4	0	4	1	44	4	4	21	0
Bleach/Cleaner Bottles	59	1	6	6	1	5	314	56	2,412	73	0
Buoys/Floats	82	10	65	0	0	39	136	80	3	24	0
Crab/Lobster/Fish Traps	15	0	3	1	9	7	40	0	2	2	0
Crates	73	0	2	3	2	16	32	16	8	10	0
Fishing Line	35	184	57	3	2	2	46	79	1,107	42	5
Fishing Lures/Light Sticks	14	51	132	0	0	18	41	26	1,514	51	0
Fishing Nets	72	5	1	0	0	2	18	6	416	27	0
Light Bulbs/Tubes	14	1	2	0	2	18	22	26	624	17	0
Oil/Lube Bottles	47	0	11	5	23	3	372	39	1,824	104	3
Pallets	37	1	0	3	0	1	69	10	66	3	4
Plastic Sheeting/Tarps	238	5	31	3	24	15	180	131	5,270	78	0
Rope	347	42	19	3	24	56	180	266	7,288	139	0
Strapping Bands	140	10	11	0	1	0	106	33	0	19	0
SMOKING – RELATED ACTIVITIES											
Cigar Tips	153	0	0	0	2	8	236	41	125	38	15
Cigarette Lighters	81	4	37	0	3	10	83	27	4,714	40	20
Cigarettes/Cigarette Filters	3,840	389	362	140	22	4	945	1,230	54,431	354	40
Tobacco Packaging/Wrappers	540	3	137	0	1	14	138	24	1,543	27	108
DUMPING ACTIVITIES											
55-Gallon Drums	1	0	1	0	0	1	8	3	50	3	0
Appliances (refrigerators, washers, etc.)	7	0	2	1	0	1	18	7	2	4	0
Batteries	7	1	23	2	4	4	61	12	599	29	0
Building Materials	133	10	59	1	229	62	181	85	10	112	0
Cars/Car Parts	36	18	27	4	2	2	134	43	9	84	0
Tires	38	3	10	0	0	1	74	4	275	25	1
MEDICAL/PERSONAL HYGIENE											
Condoms	40	0	7	1	0	1	107	9	12	19	0
Diapers	118	1	10	12	0	2	462	6	519	35	0
Syringes	13	1	0	0	1	2	24	7	197	10	0
Tampons/Tampon Applicators	44	1	12	0	0	1	34	10	0	30	0
Totals	16,836	1,786	1,832	6,782	879	1,306	39,535	6,146	250,945	7,197	798

Appendix 1: International Raw Data Summary (Canada - France)

	Canada	Colombia	Cook Islands	Costa Rica	Cyprus	Denmark	Dominica	Ecuador	Egypt	El Salvador	France
SHORELINE & RECREATIONAL ACTIVITIES											
Bags	31,167	947	4	1,344	50	7	1,932	0	3,483	22	65
Balloons	4,284	10	0	13	1	0	211	0	10	0	2
Beverage Bottles (Glass)	23,756	774	9	221	64	21	1,152	88	405	0	455
Beverage Bottles (Plastic) 2 liters or less	16,647	1,678	13	983	641	14	8,955	25	1,025	4	120
Beverage Cans	16,109	57	5	480	151	13	2,018	0	330	36	168
Caps/Lids	29,870	279	2	1,055	19	21	1,256	0	847	18	40
Clothing/Shoes	6,328	169	1	225	35	2	1,660	27	99	19	40
Cups/Plates/Forks/ Knives/Spoons	21,409	132	4	678	19	3	1,550	0	329	49	24
Food Wrappers and Containers	70,213	46	10	491	87	9	1,558	68	801	11	51
Pull Tabs	4,908	30	0	549	3	0	199	0	32	12	80
Shotgun Shells/Wadding	2,203	0	0	2	0	220	131	0	0	0	0
Six-Pack Holders	1,727	25	0	59	7	0	324	0	12	12	12
Straws/Stirrers	17,857	107	1	836	3	0	640	0	29	0	27
Toys	3,873	10	1	52	7	0	460	0	18	6	27
OCEAN/WATERWAY ACTIVITIES											
Bait Containers/Packaging	1,856	0	0	7	11	0	154	0	15	0	40
Bleach/Cleaner Bottles	1,049	61	18	165	9	7	1,088	0	17	7	17
Buoys/Floats	7,104	1	0	22	2	0	576	0	1	0	9
Crab/Lobster/Fish Traps	550	39	0	2	2	15	147	0	13	0	11
Crates	261	0	0	265	3	1	161	0	11	0	2
Fishing Line	1,526	0	0	27	3	1	220	0	307	8	177
Fishing Lures/Light Sticks	702	16	0	3	5	0	114	0	5	0	101
Fishing Nets	666	1	0	6	2	1	246	0	15	2	5
Light Bulbs/Tubes	451	9	0	4	6	2	206	0	12	4	9
Oil/Lube Bottles	1,304	69	3	37	27	0	766	0	38	8	12
Pallets	390	3	0	1	1	0	198	0	2	0	4
Plastic Sheeting/Tarps	9,951	8	1	237	4	0	970	8	56	2	25
Rope	9,452	26	1	76	15	6	408	50	111	2	83
Strapping Bands	2,855	0	2	3	1	0	230	20	51	0	14
SMOKING - RELATED ACTIVITIES											
Cigar Tips	10,410	0	0	2	0	0	111	0	431	7	11
Cigarette Lighters	1,632	44	2	22	7	0	209	0	30	0	13
Cigarettes/Cigarette Filters	123,699	147	50	2,250	30	0	410	0	2,229	44	216
Tobacco Packaging/Wrappers	9,974	14	11	91	2	2	131	0	379	27	25
DUMPING ACTIVITIES											
55-Gallon Drums	220	0	0	16	8	0	77	0	7	0	21
Appliances (refrigerators, washers, etc.)	271	1	0	3	1	0	208	0	0	0	1
Batteries	636	1	8	12	1	0	407	15	38	1	13
Building Materials	11,071	28	4	13	2	2	437	187	690	7	20
Cars/Car Parts	1,885	0	2	2	1	0	364	18	11	2	14
Tires	944	29	1	2	6	2	216	11	22	0	14
MEDICAL/PERSONAL HYGIENE											
Condoms	1,284	4	0	13	0	0	369	0	5	3	12
Diapers	757	5	4	44	1	0	284	0	1	0	9
Syringes	513	3	0	7	0	0	95	0	26	8	0
Tampons/Tampon Applicators	1,604	0	0	24	0	0	85	0	12	3	3
Totals	453,368	4,773	157	10,344	1,237	349	30,933	517	11,955	324	1,992

Appendix 1: International Raw Data Summary (Germany - Kenya)

	Germany	Greece	Guyana	Hong Kong	India	Indonesia	Israel	Italy	Jamaica	Japan	Kenya
SHORELINE & RECREATIONAL ACTIVITIES											
Bags	440	1,254	3,652	14,767	99,606	394	6	497	15,081	11,418	4,760
Balloons	94	24	356	289	7,351	5	0	83	465	214	1,031
Beverage Bottles (Glass)	2,295	360	2,233	2,598	11,556	111	0	263	5,174	9,506	2,243
Beverage Bottles (Plastic) 2 liters or less	1,370	2,314	9,810	6,406	22,424	314	2	950	28,052	23,668	5,444
Beverage Cans	1,526	1,993	1,897	4,436	5,394	119	0	554	4,328	17,237	2,078
Caps/Lids	1,940	353	1,142	7,350	9,038	28	0	737	8,363	23,875	3,799
Clothing/Shoes	439	143	1,228	706	20,289	202	2	121	4,460	4,589	4,384
Cups/Plates/Forks/ Knives/Spoons	860	529	3,492	16,826	12,428	13	3	551	10,955	3,015	1,179
Food Wrappers and Containers	968	649	4,129	4,648	20,563	328	0	440	7,968	19,720	4,696
Pull Tabs	761	173	157	3,270	1,616	0	0	571	889	1,489	610
Shotgun Shells/Wadding	53	16	73	73	1,372	0	0	129	427	39	424
Six-Pack Holders	108	13	95	3,363	896	0	0	11	310	88	362
Straws/Stirrers	508	537	4,570	2,868	8,508	35	0	398	4,178	3,489	3,606
Toys	296	50	508	430	4,225	12	1	53	743	3,201	1,082
OCEAN/WATERWAY ACTIVITIES											
Bait Containers/Packaging	259	91	89	869	2,045	2	0	105	350	441	865
Bleach/Cleaner Bottles	122	80	446	815	2,680	11	0	104	1,977	2,863	1,148
Buoys/Floats	95	19	45	247	2,951	2	0	40	186	4,582	1,532
Crab/Lobster/Fish Traps	6	5	27	148	1,380	0	0	12	295	601	482
Crates	65	30	63	144	875	30	0	10	152	446	273
Fishing Line	266	162	65	691	1,388	18	2	152	372	1,162	860
Fishing Lures/Light Sticks	66	79	20	302	1,559	10	0	71	656	361	721
Fishing Nets	30	24	64	402	1,319	39	2	32	202	1,263	683
Light Bulbs/Tubes	30	36	170	1,392	2,405	55	0	10	210	252	650
Oil/Lube Bottles	56	48	384	204	2,490	4	1	31	2,943	269	1,089
Pallets	42	2	30	646	816	0	0	15	169	395	627
Plastic Sheeting/Tarps	329	222	1,266	270	7,402	4	0	614	1,228	890	2,262
Rope	164	130	101	1,300	3,086	87	4	164	641	10,354	2,351
Strapping Bands	114	32	12	754	1,045	7	0	60	144	1,706	491
SMOKING - RELATED ACTIVITIES											
Cigar Tips	182	24	540	177	3,603	0	0	668	396	913	582
Cigarette Lighters	435	141	334	404	1,481	34	0	355	619	3,843	1,163
Cigarettes/Cigarette Filters	7,249	13,418	642	5,152	15,614	325	10	5,884	745	40,048	3,865
Tobacco Packaging/Wrappers	1,326	710	283	331	18,933	70	0	111	277	3,582	1,086
DUMPING ACTIVITIES											
55-Gallon Drums	4	2	18	251	111	0	0	10	98	33	244
Appliances (refrigerators, washers, etc.)	38	7	45	259	839	3	0	8	107	300	149
Batteries	211	94	63	508	4,354	40	4	64	333	530	469
Building Materials	228	174	30	897	2,840	5	0	53	339	4,007	865
Cars/Car Parts	102	48	61	107	607	0	2	71	572	235	108
Tires	152	44	93	75	1,591	1	1	58	291	311	210
MEDICAL/PERSONAL HYGIENE											
Condoms	121	50	1,108	150	1,818	0	0	8	515	51	702
Diapers	152	42	426	109	1,108	6	0	37	862	74	394
Syringes	41	10	87	267	1,264	0	0	24	53	113	559
Tampons/Tampon Applicators	168	36	116	52	258	3	0	18	184	43	273
Totals	23,711	24,168	39,970	84,953	311,128	2,317	40	14,147	106,309	201,216	60,401

Appendix 1: International Raw Data Summary (Kuwait - Norway)

	Kuwait	Luxembourg	Malaysia	Maldives	Malta	Mexico	Mozambique	Netherlands Antilles	New Zealand	Nigeria	Norway
SHORELINE & RECREATIONAL ACTIVITIES											
Bags	36	0	609	39	180	8,745	43	592	98	49,506	59
Balloons	3	0	91	9	12	395	0	32	3	0	12
Beverage Bottles (Glass)	20	11	274	10	713	6,858	20	1,360	65	810	33
Beverage Bottles (Plastic) 2 liters or less	61	0	809	49	347	13,164	37	1,073	68	0	33
Beverage Cans	51	3	648	32	232	2,380	17	1,157	74	22,407	32
Caps/Lids	110	0	449	40	235	20,110	257	1,608	137	44,631	123
Clothing/Shoes	13	0	168	8	46	1,215	119	495	13	9,708	13
Cups/Plates/Forks/ Knives/Spoons	96	0	368	18	232	8,399	19	2,079	29	124,310	61
Food Wrappers and Containers	120	0	2,212	51	81	4,999	20	2,682	159	127,465	161
Pull Tabs	26	0	36	1	25	1,441	23	114	30	0	1
Shotgun Shells/Wadding	80	0	0	0	186	14	0	24	0	0	7
Six-Pack Holders	3	0	3	0	5	1,712	0	70	0	0	7
Straws/Stirrers	192	0	608	0	120	4,932	3	1,667	35	0	130
Toys	94	0	96	1	10	513	4	97	7	109,572	20
OCEAN/WATERWAY ACTIVITIES											
Bait Containers/Packaging	3	0	114	5	6	101	2	78	0	0	4
Bleach/Cleaner Bottles	0	0	21	3	41	648	7	162	3	10	3
Buoys/Floats	0	0	18	0	11	226	4	111	0	0	1
Crab/Lobster/Fish Traps	1	0	1	0	8	9	0	5	0	1,985	0
Crates	3	0	3	0	9	139	1	18	0	67,119	2
Fishing Line	60	0	510	0	37	362	1	14	4	7,945	22
Fishing Lures/Light Sticks	55	0	7	0	42	74	0	43	0	0	0
Fishing Nets	11	0	39	0	12	143	0	50	0	159,806	21
Light Bulbs/Tubes	5	0	18	2	7	52	0	59	0	1,592	0
Oil/Lube Bottles	17	0	148	0	56	482	2	87	1	0	2
Pallets	0	0	2	0	2	39	0	40	0	61,332	1
Plastic Sheeting/Tarps	0	1	346	0	7	328	1	479	0	0	18
Rope	13	2	381	2	144	2,002	18	453	2	10,388	119
Strapping Bands	3	1	88	0	8	200	0	55	1	0	19
SMOKING - RELATED ACTIVITIES											
Cigar Tips	4	0	171	0	24	547	0	293	0	3,616	33
Cigarette Lighters	4	0	56	1	14	281	2	662	6	15	7
Cigarettes/Cigarette Filters	29	0	4,113	548	1,460	14,386	32	2,829	56	6,709	591
Tobacco Packaging/Wrappers	18	0	357	74	49	925	8	78	2	1,853	24
DUMPING ACTIVITIES											
55-Gallon Drums	0	0	2	0	6	7	0	4	0	0	0
Appliances (refrigerators, washers, etc.)	0	0	4	0	0	0	0	63	0	0	0
Batteries	38	0	35	2	4	44	0	34	5	78,350	4
Building Materials	51	0	140	36	14	469	0	372	7	65,773	32
Cars/Car Parts	0	0	13	0	18	35	0	370	0	0	0
Tires	5	0	64	0	81	76	0	125	20	111,965	0
MEDICAL/PERSONAL HYGIENE											
Condoms	2	0	3	1	3	118	4	94	0	20,885	0
Diapers	5	0	13	0	4	438	0	68	4	0	1
Syringes	1	0	0	0	12	53	4	14	0	6,103	0
Tampons/Tampon Applicators	1	0	0	0	0	48	3	19	1	0	1
Totals	1,234	18	13,038	932	4,503	97,109	651	19,729	830	1,093,855	1,597

Appendix 1: International Raw Data Summary (Palestine – St. Kitts & Nevis)

	Palestine	Panama	Peru	Philippines	Poland	Portugal	Republic of Korea	Saudi Arabia	Singapore	South Africa	Spain	St. Kitts & Nevis
SHORELINE & RECREATIONAL ACTIVITIES												
Bags	25	8,074	11,000	693	308	102	1,092	200	12,002	246	93	137
Balloons	35	708	713	18	27	2	79	104	422	5	5	0
Beverage Bottles (Glass)	8	5,577	1,143	622	472	268	2,057	590	1,939	364	83	295
Beverage Bottles (Plastic) 2 liters or less	12	18,441	36,837	774	423	149	1,979	682	7,493	1,023	147	1,073
Beverage Cans	37	6,046	497	509	528	133	1,134	1,039	1,632	330	126	250
Caps/Lids	16	8,993	1,830	634	145	0	1,758	1,146	3,685	196	136	409
Clothing/Shoes	3	6,400	1,245	1,211	56	21	466	123	2,133	187	67	225
Cups/Plates/Forks/ Knives/Spoons	16	7,962	5,351	1,157	108	40	867	725	3,610	96	44	352
Food Wrappers and Containers	7	5,240	901	3,040	213	12	1,212	448	11,598	907	81	394
Pull Tabs	21	1,706	1,317	45	9	2	179	610	359	64	55	11
Shotgun Shells/Wadding	0	646	0	15	3	0	18	2	162	0	1	0
Six-Pack Holders	2	4,943	0	4	42	7	15	198	41	2	9	2
Straws/Stirrers	5	1,226	2,025	323	2	0	587	260	8,824	474	27	35
Toys	1	1,472	1,544	314	7	0	212	86	1,165	43	21	15
OCEAN/WATERWAY ACTIVITIES												
Bait Containers/Packaging	27	126	0	50	0	0	148	90	907	77	25	9
Bleach/Cleaner Bottles	32	1,666	623	90	0	3	171	125	483	89	27	120
Buoys/Floats	3	864	361	136	0	8	2,869	81	256	63	8	129
Crab/Lobster/Fish Traps	1	105	52	49	0	7	721	39	202	22	1	6
Crates	7	155	365	11	0	0	85	81	104	0	20	5
Fishing Line	35	147	276	173	0	47	255	57	312	587	41	20
Fishing Lures/Light Sticks	10	111	154	89	0	0	85	116	178	226	12	5
Fishing Nets	12	633	243	222	5	9	252	48	241	56	12	40
Light Bulbs/Tubes	1	258	192	37	2	0	74	162	403	43	8	14
Oil/Lube Bottles	3	1,769	926	93	0	7	204	137	400	117	17	156
Pallets	42	167	701	19	0	0	460	46	130	24	17	1
Plastic Sheeting/Tarps	6	699	493	895	4	0	980	184	6,579	0	35	23
Rope	22	1,055	607	268	0	63	708	76	1,702	248	50	130
Strapping Bands	1	161	0	31	0	0	1,199	154	360	174	41	32
SMOKING - RELATED ACTIVITIES												
Cigar Tips	11	119	0	956	27	28	69	281	762	0	1	22
Cigarette Lighters	21	292	445	221	17	3	465	257	1,681	70	16	23
Cigarettes/Cigarette Filters	77	1,037	1,492	1,099	152	553	2,936	1,664	12,117	626	2,323	36
Tobacco Packaging/Wrappers	3	600	1,209	257	45	38	265	322	573	108	31	17
DUMPING ACTIVITIES												
55-Gallon Drums	6	92	10	0	0	0	18	35	56	7	3	2
Appliances (refrigerators, washers, etc.)	0	124	0	0	0	0	71	39	163	9	4	5
Batteries	11	325	0	134	36	11	97	84	365	4	32	4
Building Materials	0	580	217	307	8	0	662	243	1,692	301	57	57
Cars/Car Parts	36	538	0	19	3	1	27	91	173	0	14	13
Tires	6	462	99	66	10	6	73	87	127	65	19	29
MEDICAL/PERSONAL HYGIENE												
Condoms	11	164	716	22	8	0	1	30	93	434	2	18
Diapers	1	606	901	327	8	3	19	291	50	33	15	19
Syringes	6	106	0	26	9	0	23	66	81	0	3	7
Tampons/Tampon Applicators	0	162	97	68	38	18	16	100	90	0	5	1
Totals	579	90,557	74,582	15,024	2,715	1,541	24,608	11,199	85,345	7,320	3,734	4,141

Appendix 1: International Raw Data Summary (St. Lucia - Venezuela)

	St. Lucia	St. Vincent & the Grenadines	Sudan	Switzerland	Taiwan	Thailand	Trinidad & Tobago	Turkey	United Kingdom	United States	Venezuela	Totals
SHORELINE & RECREATIONAL ACTIVITIES												
Bags	2,110	194	1,572	90	1	10,619	1,927	13,229	6,676	158,037	8,841	531,085
Balloons	74	0	124	10	0	5	76	386	1,038	43,136	181	62,924
Beverage Bottles (Glass)	1,371	138	1,191	1,638	0	1,155	3,934	4,272	1,357	199,804	9,369	321,927
Beverage Bottles (Plastic) 2 liters or less	7,684	343	1,393	212	25	1,951	7,319	13,169	12,695	209,075	9,817	498,184
Beverage Cans	589	81	474	179	0	947	1,191	5,279	6,172	189,132	2,931	311,035
Caps/Lids	2,449	69	1,024	99	0	965	3,883	8,161	21,084	339,841	10,319	606,906
Clothing/Shoes	772	156	775	51	4	306	783	314	1,943	48,293	2,209	127,962
Cups/Plates/Forks/ Knives/Spoons	2,371	47	764	404	0	3,009	5,207	1,795	4,090	188,262	6,515	472,999
Food Wrappers and Containers	3,587	76	843	68	0	6,848	4,795	355	22,437	390,995	8,342	768,148
Pull Tabs	59	0	0	16	0	2,719	151	2,510	0	43,904	6,189	79,809
Shotgun Shells/Wadding	0	0	0	2	0	0	4	86	827	14,247	102	21,629
Six-Pack Holders	33	0	593	2	0	2	120	2,926	392	18,897	1,301	39,722
Straws/Stirrers	274	4	632	20	0	3,110	868	2,344	4,794	158,984	1,973	285,273
Toys	153	4	303	17	0	65	162	332	1,138	38,154	666	173,144
OCEAN/WATERWAY ACTIVITIES												
Bait Containers/Packaging	153	26	0	15	0	51	165	215	0	18,529	70	28,319
Bleach/Cleaner Bottles	1,031	106	0	7	0	134	151	566	750	11,290	1,742	35,721
Buoys/Floats	405	23	0	4	25	1,012	116	43	357	12,110	312	37,409
Crab/Lobster/Fish Traps	28	1	0	1	0	836	24	4	24	3,685	134	11,765
Crates	50	0	0	0	0	1	13	77	116	2,140	474	73,952
Fishing Line	65	4	5	25	2	1,594	56	205	6,510	25,981	299	54,620
Fishing Lures/Light Sticks	51	0	0	11	25	6	16	12	123	11,955	79	20,123
Fishing Nets	121	2	191	6	2	845	52	36	0	5,359	251	174,271
Light Bulbs/Tubes	49	4	0	4	0	117	43	138	152	4,614	197	14,886
Oil/Lube Bottles	763	91	8	3	0	553	174	117	286	10,331	2,060	31,224
Pallets	23	0	0	0	0	0	15	0	0	2,051	613	69,260
Plastic Sheeting/Tarps	175	7	0	43	1	631	249	39	0	40,436	471	84,854
Rope	838	29	220	45	2	1,873	158	374	30,518	47,871	513	137,870
Strapping Bands	33	2	0	12	0	858	37	323	2,172	16,858	126	30,810
SMOKING - RELATED ACTIVITIES												
Cigar Tips	11	0	0	7	0	3	183	53	0	56,551	184	82,631
Cigarette Lighters	33	9	2	9	0	367	151	247	942	17,845	803	40,754
Cigarettes/Cigarette Filters	145	4	70	1,221	0	1,485	247	56,047	8,167	880,807	5,312	1,292,154
Tobacco Packaging/Wrappers	106	5	763	42	0	337	284	2,771	886	39,353	2,317	93,620
DUMPING ACTIVITIES												
55-Gallon Drums	4	4	0	1	0	1	5	30	52	864	96	2,492
Appliances (refrigerators, washers, etc.)	6	9	0	6	0	24	29	110	61	1,788	157	4,954
Batteries	17	7	184	6	0	464	40	434	0	5,836	94	95,245
Building Materials	90	34	0	395	0	170	50	263	0	59,255	1,282	155,338
Cars/Car Parts	49	15	348	12	0	37	28	20	219	10,206	164	17,020
Tires	13	145	68	31	5	61	8	101	271	8,031	802	127,426
MEDICAL/PERSONAL HYGIENE												
Condoms	43	1	0	10	0	8	80	266	140	7,329	212	37,107
Diapers	34	2	0	0	0	24	228	110	131	5,863	1,430	16,108
Syringes	14	2	21	2	0	5	12	310	144	2,937	155	13,441
Tampons/Tampon Applicators	11	0	0	38	0	0	37	54	1,977	11,874	236	17,909
Totals	25,887	1,644	11,568	4,764	92	43,198	33,071	118,123	138,641	3,362,510	89,340	7,102,030

Appendix 2: U.S. Raw Data Summary (Alaska – Hawaii)

	Alaska	Arizona	California	Colorado	Northern Mariana Islands	Connecticut	Delaware	District of Columbia	Florida	Georgia	Guam	Hawaii
SHORELINE & RECREATIONAL ACTIVITIES												
Bags	225	191	30,841	22	328	1,217	2,022	97	14,441	4,328	2,430	5,094
Balloons	120	9	11,021	1	6	599	1,346	9	2,411	277	143	777
Beverage Bottles (Glass)	577	243	33,289	31	264	816	1,166	168	17,566	10,523	4,571	11,397
Beverage Bottles (Plastic) 2 liters or less	334	162	25,353	44	517	1,261	3,798	198	17,409	9,937	3,938	5,217
Beverage Cans	396	360	23,014	69	820	1,006	2,475	104	19,176	17,218	10,591	6,903
Caps/Lids	246	163	60,016	101	48	3,338	5,033	239	43,526	9,775	3,092	15,826
Clothing/Shoes	59	110	10,539	9	95	339	462	22	4,605	1,100	1,463	2,126
Cups/Plates/Forks/ Knives/Spoons	100	179	39,137	13	267	1,388	2,326	117	15,528	3,922	4,573	5,296
Food Wrappers and Containers	281	251	113,883	124	332	4,849	5,548	617	30,996	7,521	3,905	13,882
Pull Tabs	30	83	7,449	60	46	397	368	25	3,383	1,625	724	1,885
Shotgun Shells/Wadding	42	1	2,842	0	0	128	661	0	657	39	64	99
Six-Pack Holders	21	46	2,153	0	34	34	147	5	1,197	481	666	610
Straws/Stirrers	27	150	30,594	45	8	975	2,189	40	19,747	2,596	803	3,740
Toys	20	22	8,484	0	4	287	560	8	3,849	2,028	318	
OCEAN/WATERWAY ACTIVITIES												
Bait Containers/Packaging	11	11	2,284	19	0	37	247	21	1,450	1,055	98	587
Bleach/Cleaner Bottles	18	0	736	0	28	41	120	11	995	556	236	587
Buoys/Floats	65	1	1,698	0	26	199	113	5	1,659	309	136	651
Crab/Lobster/Fish Traps	47	0	553	0	0	40	34	0	399	6	44	198
Crates	8	0	241	0	0	13	60	0	214	7	18	175
Fishing Line	14	22	3,868	12	1	247	832	27	3,143	334	155	2,108
Fishing Lures/Light Sticks	11	13	1,571	6	0	79	518	4	1,723	44	61	341
Fishing Nets	11	2	630	0	2	34	66	0	620	11	87	283
Light Bulbs/Tubes	4	0	736	0	2	10	27	3	697	437	49	169
Oil/Lube Bottles	24	1	1,333	0	2	43	97	3	929	33	166	185
Pallets	9	1	380	0	4	4	38	1	173	33	51	49
Plastic Sheeting/Tarps	25	4	9,044	0	2	195	428	4	4,661	787	770	1,168
Rope	69	4	5,286	11	17	258	525	7	7,359	243	351	1,660
Strapping Bands	14	2	3,848	0	0	50	157	0	1,661	30	159	500
SMOKING - RELATED ACTIVITIES												
Cigar Tips	0	0	15,666	11	0	476	594	38	7,400	532	1,025	878
Cigarette Lighters	11	11	2,797	2	15	113	238	6	2,862	378	214	584
Cigarettes/Cigarette Filters	168	602	309,891	427	296	6,160	15,364	368	78,654	11,833	7,576	48,098
Tobacco Packaging/Wrappers	44	47	9,577	35	0	226	543	42	4,241	1,076	1,042	1,734
DUMPING ACTIVITIES												
55-Gallon Drums	2	1	67	0	0	6	6	4	126	182	21	20
Appliances (refrigerators, washers, etc.)	5	2	406	0	0	5	32	1	137	169	145	27
Batteries	1	14	1,522	12	0	28	65	1	500	17	380	540
Building Materials	188	4	27,023	1	46	98	634	12	5,209	280	502	2,198
Cars/Car Parts	21	54	2,474	3	0	20	59	5	743	432	269	403
Tires	14	9	1,323	0	15	20	115	8	543	1,031	145	184
MEDICAL/PERSONAL HYGIENE												
Condoms	2	5	2,218	0	3	41	45	1	459	371	74	214
Diapers	4	14	988	4	6	37	51	1	241	372	248	311
Syringes	1	0	399	0	9	9	22	0	368	7	10	58
Tampons/Tampon Applicators	12	2	957	0	5	67	171	2	670	14	41	135
Totals	3,281	2,796	806,131	1,062	3,248	25,190	49,302	2,224	322,327	91,949	51,354	137,763

Appendix 2: U.S. Raw Data Summary (Idaho - Montana)

	Idaho	Illinois	Indiana	Iowa	Louisiana	Maine	Maryland	Massachusetts	Michigan	Minnesota	Missouri	Montana
SHORELINE & RECREATIONAL ACTIVITIES												
Bags	0	2,245	575	2	3,082	1,907	1,147	3,144	2,465	155	626	17
Balloons	0	1,011	513	0	344	592	753	1,270	4,490	19	48	0
Beverage Bottles (Glass)	302	5,014	936	42	5,192	3,662	1,045	2,217	2,068	227	1,437	38
Beverage Bottles (Plastic) 2 liters or less	4	2,506	891	10	5,472	2,446	3,854	2,647	2,350	224	901	24
Beverage Cans	47	2,806	821	13	4,909	1,371	1,196	2,466	1,619	329	2,330	255
Caps/Lids	0	6,317	2,716	21	5,315	2,341	3,064	6,775	8,466	375	996	13
Clothing/Shoes	7	841	199	2	1,197	1,156	204	914	891	75	249	14
Cups/Plates/Forks/ Knives/Spoons	0	3,736	909	8	4,580	1,985	1,272	4,637	3,810	221	755	7
Food Wrappers and Containers	0	10,147	1,748	35	7,027	7,119	2,131	11,243	17,307	1,299	1,297	65
Pull Tabs	35	803	140	3	1,166	521	219	608	840	41	486	12
Shotgun Shells/Wadding	0	110	140	7	235	327	129	414	856	11	57	1
Six-Pack Holders	0	207	52	0	380	100	97	119	156	9	101	0
Straws/Stirrers	0	3,786	1,003	4	3,280	817	1,100	4,543	6,731	167	338	4
Toys	3	1,002	291	1	564	498	263	1,255	1,138	38	64	1
OCEAN/WATERWAY ACTIVITIES												
Bait Containers/Packaging	4	101	147	3	481	600	115	391	680	20	330	0
Bleach/Cleaner Bottles	0	93	9	0	507	411	45	205	86	1	39	0
Buoys/Floats	0	31	46	2	333	1,250	58	535	61	0	28	0
Crab/Lobster/Fish Traps	0	8	6	0	159	373	8	355	8	0	5	0
Crates	2	20	57	0	95	76	9	65	12	0	1	0
Fishing Line	9	79	56	16	539	324	132	647	999	13	203	5
Fishing Lures/Light Sticks	6	54	43	3	550	125	70	275	286	7	100	4
Fishing Nets	0	57	13	0	253	307	13	383	44	2	21	0
Light Bulbs/Tubes	0	53	9	0	306	48	31	93	39	3	21	0
Oil/Lube Bottles	2	34	17	0	481	220	55	131	85	8	57	0
Pallets	1	55	20	0	36	47	6	37	23	0	3	0
Plastic Sheeting/Tarps	0	1,213	393	0	780	1,602	68	1,233	1,387	69	59	1
Rope	4	213	142	3	1,113	4,844	273	3,744	611	18	92	6
Strapping Bands	3	643	57	0	254	1,424	68	696	395	14	47	0
SMOKING - RELATED ACTIVITIES												
Cigar Tips	0	1,728	751	0	1,265	913	212	1,013	2,839	78	154	2
Cigarette Lighters	0	254	171	0	525	118	142	404	899	22	58	0
Cigarettes/Cigarette Filters	0	21,819	5,984	76	14,816	15,948	2,252	32,570	55,102	5,854	7,062	62
Tobacco Packaging/Wrappers	0	515	241	5	1,037	709	218	647	1,164	153	261	1
DUMPING ACTIVITIES												
55-Gallon Drums	0	8	2	0	8	4	2	0	27	0	3	0
Appliances (refrigerators, washers, etc.)	0	22	6	0	32	16	5	21	4	0	5	0
Batteries	2	113	7	0	115	72	16	82	60	5	47	1
Building Materials	0	508	186	10	890	996	127	718	818	53	76	17
Cars/Car Parts	0	102	27	1	203	158	29	146	175	46	78	5
Tires	7	47	41	0	149	126	27	73	74	14	26	0
MEDICAL/PERSONAL HYGIENE												
Condoms	0	115	22	0	308	67	61	141	125	50	7	0
Diapers	0	62	28	0	112	27	30	60	161	24	52	0
Syringes	0	21	5	0	122	26	35	37	24	20	1	0
Tampons/Tampon Applicators	0	105	59	0	182	63	171	688	454	21	24	0
Totals	438	68,604	19,479	267	68,394	55,736	20,752	87,642	119,829	9,685	18,545	555

Appendix 2: U.S. Raw Data Summary (Nebraska – Rhode Island)

	Nebraska	Nevada	New Jersey	New Mexico	New York	North Carolina	Ohio	Oklahoma	Oregon	Pennsylvania	Puerto Rico	Rhode Island
SHORELINE & RECREATIONAL ACTIVITIES												
Bags	301	38	6,114	4	14,130	10,405	2,023	0	952	822	7,250	2,970
Balloons	50	13	2,949	0	4,254	725	185	0	133	330	452	1,196
Beverage Bottles (Glass)	639	219	2,568	6	15,179	18,701	1,657	56	337	611	17,297	3,181
Beverage Bottles (Plastic) 2 liters or less	979	93	7,345	10	17,606	18,703	2,125	59	600	1,388	17,830	3,874
Beverage Cans	2,058	205	3,901	10	11,189	17,943	2,847	227	449	1,512	9,669	3,541
Caps/Lids	403	154	24,539	8	34,178	8,232	1,603	0	1,374	2,656	25,098	5,660
Clothing/Shoes	140	56	863	0	3,596	2,469	478	31	219	266	3,703	813
Cups/Plates/Forks/ Knives/Spoons	317	48	11,272	12	17,575	9,229	1,885	22	526	1,540	17,720	3,140
Food Wrappers and Containers	1,198	345	16,144	6	32,233	21,861	5,199	53	1,481	3,302	8,072	7,963
Pull Tabs	64	75	440	4	3,174	1,563	234	23	102	427	9,403	566
Shotgun Shells/Wadding	309	0	375	0	1,904	545	462	0	202	225	219	412
Six-Pack Holders	30	3	293	1	1,485	707	75	0	35	73	6,715	143
Straws/Stirrers	149	40	12,558	2	13,647	3,773	1,341	6	546	2,456	14,665	4,073
Toys	19	15	1,882	0	3,518	1,654	385	4	169	439	2,579	521
OCEAN/WATERWAY ACTIVITIES												
Bait Containers/Packaging	101	0	505	0	1,597	2,575	134	0	135	273	585	398
Bleach/Cleaner Bottles	2	0	348	1	815	455	59	0	41	64	1,991	623
Buoys/Floats	3	13	292	0	1,368	667	16	1	62	38	379	450
Crab/Lobster/Fish Traps	1	0	157	0	361	48	2	0	12	0	85	149
Crates	7	0	42	0	189	96	11	0	12	3	120	55
Fishing Line	46	4	622	1	1,757	892	76	11	156	164	195	1,035
Fishing Lures/Light Sticks	44	1	611	0	831	580	47	0	98	59	65	311
Fishing Nets	0	1	151	0	271	122	6	0	39	10	264	128
Light Bulbs/Tubes	3	0	102	0	346	200	11	0	18	20	141	41
Oil/Lube Bottles	6	0	299	0	883	870	92	0	30	89	2,070	151
Pallets	5	0	34	0	176	46	3	0	26	4	322	103
Plastic Sheeting/Tarps	5	11	325	0	3,259	1,583	208	0	110	53	1,862	582
Rope	24	17	1,079	1	3,092	804	95	4	672	142	927	1,555
Strapping Bands	12	2	630	0	1,334	719	81	0	325	120	403	297
SMOKING - RELATED ACTIVITIES												
Cigar Tips	37	2	2,016	0	3,698	1,327	3,057	0	102	1,430	798	358
Cigarette Lighters	13	0	748	1	1,825	537	310	0	81	95	788	372
Cigarettes/Cigarette Filters	1,246	630	29,196	7	41,457	24,447	2,697	55	2,544	6,857	26,896	14,417
Tobacco Packaging/Wrappers	148	53	1,628	0	2,974	2,620	508	1	197	286	1,393	796
DUMPING ACTIVITIES												
55-Gallon Drums	0	0	20	0	56	44	14	0	1	13	84	4
Appliances (refrigerators, washers, etc.)	0	0	21	0	123	184	23	0	2	45	113	10
Batteries	18	5	75	0	533	376	29	3	19	27	385	41
Building Materials	145	6	2,237	0	4,093	2,909	472	1	102	151	1,595	971
Cars/Car Parts	20	1	149	0	1,441	997	214	0	30	72	361	109
Tires	9	1	106	0	502	1,022	73	1	9	95	370	55
MEDICAL/PERSONAL HYGIENE												
Condoms	7	2	358	1	792	219	114	0	20	82	146	86
Diapers	18	3	122	0	470	377	34	2	24	113	518	66
Syringes	2	0	165	0	329	66	16	0	7	8	610	27
Tampons/Tampon Applicators	5	7	2,278	0	2,791	109	599	0	45	275	279	466
Totals	8,583	2,063	135,559	75	251,031	161,401	29,500	560	12,044	26,635	184,417	61,709

Appendix 2: U.S. Raw Data Summary (South Carolina – Wisconsin)

	South Carolina	South Dakota	Tennessee	Texas	U.S. Virgin Islands	Utah	Vermont	Virginia	Washington	Wisconsin	Totals
SHORELINE & RECREATIONAL ACTIVITIES											
Bags	2,925	5	29	22,682	1,402	126	157	6,883	1,114	1,104	158,037
Balloons	697	0	0	4,271	245	1	0	1,478	45	353	43,136
Beverage Bottles (Glass)	5,740	30	194	13,168	2,862	77	409	12,692	546	844	199,804
Beverage Bottles (Plastic) 2 liters or less	5,729	10	96	24,308	2,721	130	203	13,703	1,170	896	209,075
Beverage Cans	5,634	85	124	16,048	2,019	54	383	8,774	1,277	889	189,132
Caps/Lids	7,105	20	31	37,474	4,661	86	145	5,571	704	2,337	339,841
Clothing/Shoes	1,007	5	16	5,398	696	85	37	1,058	204	475	48,293
Cups/Plates/Forks/ Knives/Spoons	4,228	15	20	16,027	3,294	78	57	5,100	499	892	188,262
Food Wrappers and Containers	8,033	5	72	25,797	2,607	336	303	10,543	816	3,019	390,995
Pull Tabs	924	0	6	4,892	172	3	18	662	96	107	43,904
Shotgun Shells/Wadding	321	0	0	1,681	24	3	0	430	168	147	14,247
Six-Pack Holders	161	15	3	1,901	121	3	30	392	71	25	18,897
Straws/Stirrers	3,909	4	9	14,210	1,404	39	45	1,814	357	1,250	158,984
Toys	948	5	1	2,944	226	10	38	927	74	232	38,154
OCEAN/WATERWAY ACTIVITIES											
Bait Containers/Packaging	601	15	3	1,530	53	5	0	909	342	76	18,529
Bleach/Cleaner Bottles	172	0	0	1,528	102	0	0	260	99	6	11,290
Buoys/Floats	459	3	2	729	80	1	0	216	115	10	12,110
Crab/Lobster/Fish Traps	66	0	0	491	41	0	0	27	2	0	3,685
Crates	65	0	0	368	23	0	2	65	6	3	2,140
Fishing Line	534	1	6	4,830	131	2	2	1,424	267	40	25,981
Fishing Lures/Light Sticks	350	10	1	2,714	42	0	0	226	11	60	11,955
Fishing Nets	105	0	0	1,122	98	1	0	97	98	7	5,359
Light Bulbs/Tubes	145	0	1	606	46	0	5	146	45	1	4,614
Oil/Lube Bottles	215	0	0	1,089	110	0	21	378	110	12	10,331
Pallets	25	0	0	211	34	0	4	44	38	5	2,051
Plastic Sheeting/Tarps	1,087	0	4	6,130	662	17	2	459	137	47	40,436
Rope	532	0	15	10,356	388	3	7	716	545	44	47,871
Strapping Bands	289	0	3	2,197	73	0	3	235	73	40	16,858
SMOKING - RELATED ACTIVITIES											
Cigar Tips	2,044	0	1	4,470	653	1	14	305	30	633	56,551
Cigarette Lighters	452	0	6	2,144	177	6	0	342	43	81	17,845
Cigarettes/Cigarette Filters	27,417	0	38	33,891	1,763	284	300	8,896	799	15,988	880,807
Tobacco Packaging/Wrappers	905	0	5	2,603	121	19	13	1,165	209	151	39,353
DUMPING ACTIVITIES											
55-Gallon Drums	22	0	1	80	4	0	0	28	4	0	864
Appliances (refrigerators, washers, etc.)	26	0	0	99	36	0	0	61	5	0	1,788
Batteries	113	0	3	371	73	2	4	149	4	6	5,836
Building Materials	1,896	0	12	2,658	198	21	233	795	76	90	59,255
Cars/Car Parts	129	0	1	510	174	7	116	376	37	9	10,206
Tires	284	1	1	1,045	54	4	12	357	21	18	8,031
MEDICAL/PERSONAL HYGIENE											
Condoms	81	0	0	811	131	1	8	58	45	38	7,329
Diapers	64	0	5	861	134	0	12	75	82	50	5,863
Syringes	23	0	0	462	9	3	0	15	1	20	2,937
Tampons/Tampon Applicators	73	0	0	811	36	1	0	166	42	48	11,874
Totals	85,535	229	709	275,518	27,900	1,409	2,583	88,017	10,427	30,053	3,362,510

2004 ICC Coordinators

International ICC Coordinators

ANTIGUA AND BARBUDA

David Spencer
National Solid Waste Management
Authority
268.562.1348

ARGENTINA

Daniel Rolleri
ReCrear
34.968.30.07.15

BAHAMAS-GRAND BAHAMA ISLAND

Renamae Symonette and Erika Gates
Bahamas Ministry of Tourism
242.352.8044

BAHAMAS-NASSAU

Lynn Gape
Bahamas National Trust
242.393.1317

BARBADOS

Madge Dalrymple
The Permanent Secretary
Ministry of Tourism
246.430.7500

BARBADOS

Osmond Harewood
Caribbean Youth Environmental Network
246.423.3980

BELIZE

Hilberto Riverol
The Scout Association of Belize
501.227.2168

BERMUDA

Robyn Bungay
Dolphin Quest
441.234.4464 ext. 13

BRAZIL

Salvatore Siciliano
Grupo de Estudos de Mamíferos
Marinhos da Regiao Dos
Lagos (GEMM)
55.21.2288.1413

BRITISH VIRGIN ISLANDS

Jasmine Bannis and Mervin Hastings
Conservation & Fisheries Department
Ministry of Natural Resources & Labor
284.494.5681

CANADA-BRITISH COLUMBIA

Jason Boyce and Tara Taylor
Vancouver Aquarium Marine
Science Centre
604.659.3522

CANADA-NEW BRUNSWICK

Gay Wittrien and Sean Brilliant
Atlantic Coastal Action Program
506.652.2227

CANADA-NEWFOUNDLAND

Sheldon Peddle and Peter Smith
Humber Arm Environmental
Association, Inc.
709.637.7309

CANADA-NOVA SCOTIA

Brooke Cook and Heather Olivella
Bluenose Atlantic Coastal Action
Program
902.624.9888

CANADA-PRINCE EDWARD ISLAND

Karen Wilson
Southeast Environmental Association
902.838.3351

CANADA-QUEBEC

Sara Lourie
McGill University
514.398.4086 ext. 00714

CAYMAN ISLANDS

Najah Lewis
Cayman Islands Tourism Association
345.949.8522

COLOMBIA

Luis Fernando Sanchez-Rubio
Universidad de San Buenaventura
575.653.9595 ext. 115

COLOMBIA-SAN ANDRÉS

Enriqueta Hawkins
CORALINA
57.8.512.8273 ext. 105

COSTA RICA

Giovanna Longhi
Asociacion Terra Nostra
506.228.4317

CYPRUS

Andreas Demetropoulos
Cyprus Wildlife Society
357.22.350.316

DOMINICA

Terry Raymond
Dominica Youth Environment
Organisation
767.449.8012

DOMINICAN REPUBLIC

Patricia Lamelas
CEBSE, Inc.
809.538.2042

ECUADOR

Narcisa Cardenas Araujo and Cap.
Hernan Moreano
Programa de Manejo de Recursos
Costeros
593.42.296555

ECUADOR-GALAPAGOS

Cap. Miguel Mosquera B. and
Sergio Bazan
Fundación Ecologica Albatros
593.5.520061

EGYPT

Sylvie Mounir and Emad Adly
Ghazala Hotels
20.69.600150

FIJI

Iliapi L. Tuwai
International Marinelife Alliance
(IMA - Fiji)
679.334.1678

GREECE

Dimitris C. Mitsatsos and Constantinos
Triantafillou
HELMEPA
3.010.9341233

GRENADA

Joseph Antoine and Gillian Sylvester
Friends of the Earth Grenada
473.440.7192

GUYANA

Trevor Benn
GuyberNet
592.223.8251

HAITI

Jean W. Wiener
305.365.3662

HONG KONG

Thierry Chan
Civic Exchange
852.2893.0213

INDIA

Captain Rajan Vir
Indian Maritime Foundation
91.20.26120785

INDONESIA

Hani Taufik
Yayasan JARI
62.370.636040

ISRAEL

Ronen Alkalay
Marine and Coastal Division
Ministry of the Environment
972.56233057

JAMAICA

Devon Blake
National Environmental Societies Trust
876.969.6502

JAPAN-JEAN

Yoshiko Ohkura (Int'l Relations) and
Azusa Kojima (Director)
Japan Environmental Action Network
(JEAN)
81.42.322.0712

**JAPAN-OKINAWA
(RYUKYU ISLANDS)**

Edo Heinrich-Sanchez and Kenny Ehman
Okinawa O.C.E.A.N.
81.98.965.5371

KENYA

Dr. Rene D. Haller
Baobab Trust
254.41.5486.155

MALAYSIA

Jesse Siew and Maizura Mazlan
The Body Shop West Malaysia
603.563.24313

MALTA

Vince Attard
Nature Trust (Malta)
356.21.248558

MEXICO-BAJA

Kirsten Tobey
Center for Coastal Studies
52.613.13.60.350

MEXICO-COLIMA

Lidia Silvia Iniguez
Universidad de Colima
314.331.1205 ext. 53225

MEXICO-QUINTANA ROO

Yael Bali
Ecocaribe A.C.
52.998.8830720

MEXICO-SONORA

Kenia Castaneda Nevarez
Intercultural Center for the Study of
Deserts and Oceans (CEDO, A.C.)
52.638.2.0113

MEXICO-TAMAULIPAS

Alejandra Lopez de Roman
Club de Regatas Corona, A.C.
52.833.213.1054

MEXICO-YUCATAN

Jose Ruiz Silva and Luis Armando
Ruiz Sosa
Sria. de Ecologia del Gobierno del
Estado de Yucatan
52.99.23.10.33

MICRONESIA-KOSRAE

Katrina Adams
Kosrae Conservation and Safety
Organization
691.370.3483

NETHERLANDS**ANTILLES-BONAIRE**

Imre Esser and Corine Gerharts
Sea Turtle Conservation Bonaire (STCB)
599.717.5074

NETHERLANDS ANTILLES-SABA

David Kooistra
Saba Marine Park/Saba Hyperbaric
Facility
011.599.416.3295

**NETHERLANDS ANTILLES-
ST. MAARTEN**

Elsje Bosch
St. Maarten National Heritage Foundation
5995.424917

NEW ZEALAND

Gael Arnold
Island Care New Zealand Trust
64.9.373.7599 ext. 8439

NICARAGUA

Pamela Fletcher
305.731.1075

NIGERIA

Prince Ene Baba-Owoh, Jr.
Clean-Up Nigeria
234.1.4816069

NORWAY

Alec Riedel
International School of Stavanger
47.51.55.91.00

PANAMA

Miguel Zimmerman and America
Tunon Batista
Asociación Nacional para la Conservación
de la Naturaleza (ANCON)
507.314.0060

PAPUA NEW GUINEA

Edward Kibikibi Jr.
PNG Coastal Clean Up Association, Inc.
675.323.1532

PERU

Erika V. Pariamachi Medina and Arturo E.
Alfaro Medina
VIDA
51.429.4768

PHILIPPINES

Geronimo P. Reyes and Samuel
Umandap
International Marinelife Alliance-
Philippines
632.927.3217

PROJECT AWARE-ASIA PACIFIC

Joanne Marston
Project Aware Asia Pacific
612.9451.2300 ext. 248

PROJECT AWARE-EUROPE

Stefan Booz
Project AWARE Foundation
41.0.52.243.32.32

PROJECT AWARE-JAPAN

Shuichi Kobayashi
PADI Japan
81.3.5721.1731

PADI INTERNATIONAL LIMITED

Domino Albert and Suzanne Pleydell
Project Aware (UK)
044.117.300.7313

**PADI NORDIC-FINLAND
& ESTONIA**

Immi Wallin
PADI Nordic
358.400.426621

PADI NORDIC–NORWAY

Jan Moller Busch
PADI Norway AS
47.22.80.55.20

PADI NORDIC–SWEDEN

Hans Olsson
PADI Nordic
46.31.80.88.40

REPUBLIC OF KOREA

Sun Wook Hong
82.55.638.2646

SINGAPORE

N Sivasothi and Angeline Tay
Raffles Museum of Biodiversity
Research, NUS
65.6874.8869

SOUTH AFRICA–CAPE TOWN

John Kieser
Marine and Coastal Management
Department of Environmental Affairs
and Tourism
27.21.402.3330

SOUTH AFRICA–KWAZULU-NATAL

Wayne Munger
KwaZulu-Natal Wildlife
27.31.274.1150

ST. KITTS AND NEVIS–NEVIS

Miriam Knorr
Nevis Historical & Conservation Society
869.469.5786

ST. KITTS AND NEVIS–ST. KITTS

Bryan Farrell
Ministry of Health and Environment
869.465.4970

ST. LUCIA

Marcia Dolor-Clarke
CYEN
758.454.6283

ST. VINCENT AND THE GRENADINES

Anita John
JEMS Environmental Management
Services
784.457.2676

TAIWAN

Pi-Chih Tsai
Kaohsiung Teacher's Association
886.7.2155 660

THAILAND

Vorasuntharosot Vorapong
Pacific Plastics/Dow Chemicals
662.381.1038

TONGA

Karen Porter
Tonga National Youth Congress (TNYC)
676.25.050

TRINIDAD AND TOBAGO

Zakiya Uzoma-Wadada
Caribbean Network for Integrated Rural
Development
868.645.6458

TURKEY

Yasemin Cagatay
Turkish Marine Environment Protection
Association (TURMEPA)
90.216.310.9301

TURKS AND CAICOS ISLANDS

Michelle Gardiner
Cleanup TCI
649.241.8093

UNITED ARAB EMIRATES

Ahmed Bin Byat and Ibrahim Al-Zubi
Emirates Diving Association
971.4.3939390

UNITED KINGDOM

Andrea Crump
Marine Conservation Society
44.1989.561598

VENEZUELA

Zoyla Martinez and Yelitza Guerra
FUDENA
58.212.238.1761

VIETNAM

Nguyen Thu Hue
International Marinelife Alliance
(IMA-Vietnam)
9.420481

United States ICC Coordinators

ALABAMA

Amy King
ADCNR State Lands Division Coastal
Section
251.929.0900

ALASKA

Kris Balliet
The Ocean Conservancy
907.258.9922

AMERICAN SAMOA

Pelema Kolise
American Samoa Environmental
Protection Agency
684.633.2304

ARIZONA

Gretchen Fuller
Arizona Clean & Beautiful
602.262.2532

ARKANSAS

Teresa Elkins Caveness
Keep Arkansas Beautiful
501.954.7588

CALIFORNIA

Eben Schwartz and Chris
(Christiane) Parry
California Coastal Commission
415.904.5210

CONNECTICUT

Leah Lopez
Save the Sound, Inc.
203.354.0036

DELAWARE

Jennifer Knotts
Department of Natural Resources
& Environmental Control
302.739.4506

DISTRICT OF COLUMBIA

Gregg Schmidt
Ocean.US
703.588.0844

FLORIDA

Coralette Damme
The Ocean Conservancy
727.895.2188

GEORGIA

Karen Grainey
Clean Coast
912.961.6190

GUAM

Dave Duenas and Francis L.G. Damian
Guam International Coastal Cleanup
Committee
671.637.1601

HAWAII

Christine Woolaway
University of Hawaii
808.956.2872

ILLINOIS

Stephanie Smith
Lake Michigan Federation
312.939.0838 ext. 5

INDIANA

Jeanette Miller
Grand Cal Task Force
219.477.4097

LOUISIANA

Pam Kimball and Judy Desselle
Louisiana Department of Environmental
Quality
225.219.3274

MAINE

Theresa Torrent-Ellis
Maine Coastal Program
207.287.2351

MARYLAND

Joyce Ponsell
Assateague Coastal Trust
410.641.8552

MARYLAND-BALTIMORE ONLY

Geri Schlenoff and Charmaine
Dahlenburg
National Aquarium in Baltimore
410.659.4274

MASSACHUSETTS

Pauline Westhaver
Urban Harbors Institute
617.287.5570

MICHIGAN

Jamie Morton
Lake Michigan Federation
616.850.0745

MINNESOTA

Erin Zoellick
Great Lakes Aquarium
218.740.3474

MISSISSIPPI

Lauren Thompson
Mississippi Department of Marine
Resources
228.374.5022 ext. 5226

MISSOURI

Diane Sanders
Skin-N-Scuba Dive Shop, Inc.
816.358.0855

MONTANA

Steven Blomquist
Helena Scuba
406.442.4334

NEBRASKA

Jane Polson
Keep Nebraska Beautiful
402.486.4562

NEVADA

Madonna O. Dunbar
Sierra Nevada College
775.831.1314 ext. 4088

NEW HAMPSHIRE

Mary Power
New Hampshire Coastal Program
603.559.1500

NEW JERSEY-ALO

Carol Elliot
Alliance for a Living Ocean
609.492.0222

NEW JERSEY-COA

Tony Totah
Clean Ocean Action
609.729.9262

NEW JERSEY-NJDEP

Virginia Loftin
New Jersey Department of
Environmental Protection
609.292.3224

NEW YORK

Barbara Cohen and Don Reipe
American Littoral Society
718.471.2166

NORTH CAROLINA

Judy Bolin
North Carolina Big Sweep
919.404.1600

NORTH DAKOTA

Randy Kraft
SCUBA One
701.667.1312

OHIO

Jill Woodyard and Linda Zmudzinski
Ohio Lake Erie Commission
419.245.2514

OKLAHOMA

Tom Rhodes
Grand Divers Supply
918.256.4490

OREGON

Bev Ardueser and Jack McGowan
SOLV
503.844.9571 ext. 328

PADI AMERICAS

Tiffany Leite and Jenny M. Garmendia
PADI Americas
800.729.7234 ext. 2448

PENNSYLVANIA

Leni Herr
Verizon TelecomPioneers
610.488.6629

PUERTO RICO

Alberto Marti
Scuba Dogs
787.783.6377

RHODE ISLAND

Eugenia Marks and Allen Bridgman
Audubon Society of Rhode Island
401.949.5454

SOUTH CAROLINA-COASTAL

Susan Ferris
South Carolina Sea Grant Consortium
843.727.2078

SOUTH CAROLINA-INLAND

Lynn Quattro
South Carolina Department of Natural
Resources
803.734.9094

SOUTH DAKOTA

Dennis Lively
High Plains Diving & Mick's Scuba
Center
605.484.2215

TENNESSEE

Sydney Jernigan and Darlene Fletcher
Ski/Scuba Center
865.523.9177

TEXAS-COASTAL

Reneé Tuggle
Texas General Land Office
Texas Adopt-A-Beach Program
512.463.5057

TEXAS-INLAND

Katie Sternberg
Keep Texas Beautiful
512.478.8813

**U.S. VIRGIN ISLANDS-
ST. CROIX**

Marcia Taylor
University of the Virgin Islands
VIMAS
340.692.4046

**U.S. VIRGIN ISLANDS-
ST. THOMAS AND ST. JOHN**

Donna Griffin
Department of Planning and Natural
Resources
340.775.6762

UTAH

Cavett Eaton
The Living Planet Aquarium
801.355.3474

VERMONT

Jarrett Duncan
802.763.7813

VIRGINIA

Katie Register
Clean Virginia Waterways
434.395.2602

WASHINGTON

Joan Hauser-Crowe
Washington State Parks
360.902.8582

WISCONSIN

Kae DonLevy
Pier Wisconsin
414.276.7700

2004 ICC Sponsors

International

ARGENTINA

Grupo Oceano
Fundación Reserva Natural Puerto
de Mar del Plata
Wild Earth Foundation
Repsol YPF
Procter and Gamble
Fundación Telefonica
Colegio del Sol
Monsanto

BAHAMAS

Nassau

Majestic Tours
Panama Jack
Aquapure
Sun Tee
Pictet Bank & Trust
Oceanic Bank and Trust
Bahamas Waste
City Market
D'Albenas Agency
Dolphin Encounters

BARBADOS

National Conservation Commission
Beloir Research Institute
Caribbean Youth Environment
Network
Barbados Sanitation Service
Ministry of Environment
Barbados Advocate
Nation Publishing Company

BELIZE

James Brodie & Co. Ltd.
Augusto Quan Ltd.
Hofius Ltd. / Ace Hardware
Belize City Council
Caribbean Tobacco Co. Ltd.
Belize Waste Control Ltd.

BERMUDA

Dolphin Quest Bermuda
Quest Global Management

BRAZIL

COCA-COLA
PETROBRAS
SABESP
PREFEITURA DE BELO
HORIZONTE
PREFEITURA DE NITEROI
GRUPO DE ESTUDOS DE
MAMIFEROS MARINHOS
DA REGIAO DOS LAGOS
ESCOLA NACIONAL DE
SAUDE PUBLICA
FUNDACAO OSWALDO CRUZ
CORPO DE BOMBEIROS DO
ESTADO DO RIO DE
JANEIRO/SALVAMAR
SESC IPARANA CEARA

PADI

PETROBRAS

BRITISH VIRGIN ISLANDS

The Ocean Conservancy
Conservation & Fisheries
Department
Highland Springs Water (Tico)
Limin Times

CANADA

British Columbia

Presenting Sponsor
TD Friends of the Environment
Foundation

Provincial Sponsors (BC)
Encorp Pacific Inc.
Waste Management

Supporters
Taiwanese Canadian Cultural
Society
Trillium Foundation



ICC Panama

New Brunswick

ALERT (Atlantic Emergency
Response Team)
Friends of the Environment
Foundation
Irving Oil Ltd.
Connors Bros.
Irving Nature Park
City of Saint John
Saint John Recycling
NB Environmental Trust Fund
Tim Hortons
Ship and Shore Cartage

Nova Scotia

Bluenose Coastal Action
Foundation
Port of Bridgewater, Inc
SeaRover
Canadian Parks and Wilderness
Society
Canada World Youth
Paul MacDonald Guiding

COLOMBIA

San Andrés

AQUAWORKS
SWEET WATER
AGUASANA
AGUA HALLEY
POSTOBON

COSTA RICA

Asociación de Desarrollo de Manzanillo
ADECOMAGA
Hotel Caribblue
Hotel Almendros y Corales
Transportes Nuñez
Agencia de Viajes Horizontes

CYPRUS

CYMEPA

DOMINICA

Western Union
Government of the Commonwealth of Dominica
Dominica Colgate Palmolive
O.D. Brisbane and Sons
Roseau Cooperative Credit Union
Fed X
Maxroy Trading Josephine Gabriel & Sons
First Caribbean Bank
Tropical Shipping
SAT Telecom

EGYPT

Ghazala Hotels – Sharm
Moevenpick Hotels – Sharm
Iberotel Hotels – Sharm
Sonesta Hotels – Sharm
Marriot – Sharm
Savoy – Sharm
Hayyet Hotel – Sharm
Coral Bay Hotels – Sharm
Dreams Beach Hotel – Sharm
Noria Hotel – Sharm

GREECE

ORGANIZATION HELLENIC MARINE ENVIRONMENT PROTECTION ASSOCIATION – HELMEPA

GUYANA

PAHO/WHO
North American Airlines
Le Meridian Pegasus
Demerara Tobacco Company Ltd.
Demerara Distillers Limited

HONG KONG

M at the Fringe

INDIA

Salim Ali's Trust for Protection of Raigad Ecology, Alibaug
Rotary Club of Pune Central, Pune
Essar Bulk Carriers, Mumbai
ITC Group, Karnataka
M/S RIPCO and CO, Bhatkal
Goa Shipyard Ltd, Goa
Indian Oil Corporation, Goa and Kochi
Nandini Milk Products, Karnataka
AIDS Society of India, Port Blair
Indian Maritime Foundation, Pune

JAMAICA

Red Stripe
Environmental Foundation of Jamaica
National Solid Waste Management Authority
Sandals Resorts
Couples Resorts
Nestle Jamaica
Grace, Kennedy & Company Ltd.
Pepsi Cola Jamaica Ltd.
United Nations Environment Program
NEM Insurance Company

JAPAN

JEAN

ALBA ROSA CORPORATION
Amway Nature Center
British American Tobacco Japan
Circle K Japan Co., Ltd.
ExxonMobile Japan
Felissimo Foundation
Kanagawa Beach Cleaning Foundation
Sapporo Brewery Ltd.
The Beverage Industry Environment Beautification Association

Okinawa

Island Spirit, Ltd. (Naha City)
Campaign Specialties Ltd. (Naha City)
Seven Seas Ltd. (Importers of Fine Meats) (Itoman City)
Seven Eleven Green Fund, Seven Eleven Foundation (Tokyo)
Sea Weeds Dive Shop (Onna Village)
Cape Maeda Diver's House (Onna Village)
Coconut Moon Beach Bar & Cafe (Onna Village)
Sansei Printing Company (Uruma City, Ishikawa)



ICC Bermuda

KENYA

Keen Kleeners Limited
Bamburi Cement Limited
Royal Reserve Beach Resort
Imperial Bank Limited
Shine It Limited
Eco-Ethics International Union – Kenya Chapter
Watamu Turtle Watch
Lafarge Ecosystems LTD.
LAMU Marine Conservation Project
Colobus Trust

MALAYSIA

Monash University

MEXICO

Colima

ADMINISTRACIÓN PORTUARIA INTEGRAL DE MANZANILLO (API)
GRUPO MAR INDUSTRIAS
COMITÉ DE PLAYAS LIMPIAS
SECRETARÍA DE TURISMO ESTATAL
SECRETARÍA DE MARINA
HOTEL KARMINA PALACE
HOTEL SANTIAGO
CLUB SANTIAGO
MARISCOS LA HUERTA
SRA. IRMA VERA ACEVEDO–CONSEJERA AVÓN COSMÉTICOS

Quintana Roo

Grupo Anderson's
Xel-Ha
Centro Ecologico Akumal

TAMPAULIPAS

Club de Regatas Corona, A.C.
Embotelladora de Tampico, S.A.
(Coca-Cola)
Dupont Titanium Technologies,
Planta Altamira
Administración Portuaria Intergral
de Tampico, S.A. de C.V.
Biosfera Excursiones
Lic. Juan Jose Garcia Morales
Unisport- Lic. Onesimo Molina

NETHERLANDS ANTILLES

St. Maarten

R.B.T.T. Bank
Department of Public Works
Sint Maarten Red Cross Foundation

NIGERIA

Clean-Up Nigeria (CUN)
(WES-NET) Nigeria NGO working
Group Coalition on Water and
Environmental Sanitation
Lagos State Waterfront & Tourism
Dev. Corporation
Nigerian Institute of Oceanography
and Marine Research (NIOMR)
Akwa Ibom State Ministry of
Environment and Mineral
Resources
River State Ministry of Environment
University of UYO, Fisheries Dept.
Boy Scouts of Nigeria
Red Cross Society of Nigeria

PANAMA

The Shell Panama Company LTD
Manzanillo International Company
Miramar Intercontinental Hotel
Casa Chial
Darseg
Alcaldia de Panama
Industrias Lacteas
Komex International, S.A.

PERU

Marina de Guerra del Perú
Dirección General de Capitanías y
Guardacostas
Material Sponsor
REPSOL - YPF - REFINERIA
LA PAMPILLA
ECOPLAYAS
Asociación Pro Marina / Ministerio
de Educación

Local Sponsor

Gobierno Regional del Callao
Municipalidad de la Punta
ECOPLAYAS
Sociedad Zoológica del Perú
GAIA - S.R. Ltda.

PROJECT AWARE EUROPE

Austria

Gemeinde St. Sebastian
Hotel Urisee
McDonald's
Project AWARE Foundation Europe

Belgium

Magasin Divingworld
Project AWARE Foundation Europe

Croatia

Project AWARE Foundation Europe

Egypt

Project AWARE Foundation Europe

France

Télévision France 3
Project AWARE Foundation Europe

Germany

Alltours
ASBOE
Brauerei Diebels
Fit&Fun
Hotels Mövenpick and
Steigenberger
Langer&Karch / SSH-Design
Ostseezeitung
Rewe Siemensmeyer
Städte Münster, Troisdorf and
Vechta
Tanzschule Achim Jürgens

Israel

Project AWARE Foundation Europe

Italy

Comune Savona
Project AWARE Foundation Europe

Luxembourg

Project AWARE Foundation Europe

Maldives

Project AWARE Foundation Europe

Portugal

Project AWARE Foundation Europe

Spain

Project AWARE Foundation Europe

Switzerland

Brevo AG
Gemeinde Cham
Gemeinde Wädenswil
Project AWARE Foundation Europe

REPUBLIC OF KOREA

Ministry of Marine Affairs and
Fisheries
Korea Coast Guard

ST. KITTS AND NEVIS

Nevis

Four Seasons Resort, Nevis
Ram's Supermarket
Super Foods
Bargain House
Sunshine Shopper
E. and F. Enterprises
Best Buy
Solid Waste Management
Authority, Nevis

ST. LUCIA

Shell Antilles and Guianas Ltd.
Ramco Plastics
St. Lucia National Gloves
Paradise Water
Vieux Fort Technical Institute



ICC Korea

ST. VINCENT AND THE GRENADINES

Gibson Building Supplies LTD
Allan Smith and Family Bakery
Mountain Top Springs LTD
Bottlers (St. Vincent) LTD
Solid Waste Management Unit
Ministry of Tourism + Culture
St. Vincent Brewery LTD

THAILAND

Map Ta Phut Industrial Estate Office
(Industrial Estate Authority of Thailand)
Tourism Authority of Thailand
(Central Region Office: Region 4)
SCC–Dow Group (The Siam Cement and Dow Chemical Group of Joint Venture Companies)
Alliance Refining Company Limited
Cemethai Chemical Company Limited
Bangkok Synthetics Limited
HMC Polymers Company Limited
Vinythai Public Company Limited
Eastern Water Resources
Development and Management Public Company Limited

UNITED ARAB EMIRATES

EDA
The Ministry of Agriculture & Fisheries
Dubai Duty Free
Majid Al Futtaim Group of Companies
EMAAR
Philip Morris Services S.A.
HSBC
Shell
LeMeridien Al Aqah Beach Resort – Fujairah
CHEVROLET – the Official Transportation Sponsor of EDA

UNITED KINGDOM

Defra
The Crown Estate

TURKEY

AYGAZ
TAT
CHAMBER OF SHIPPING
DIVAN

TRINIDAD AND TOBAGO

Ministry of Public Utilities & The Environment – Government of the Republic of Trinidad and Tobago
Tourism and Industrial Development Company of Trinidad and Tobago Limited (TIDCO)
British Gas Trinidad and Tobago
BHP Billinton
First Citizens Bank
Prestige Holdings
Desalination Company of Trinidad and Tobago
S. M. Jaleel and Company
Republic Bank Limited – Princes Town
Grace Kennedy / Western Union

VENEZUELA

TELCEL
MRW
ExxonMobil
Ironworks EPA
CANTV

United States

ALABAMA

Sea Turtle Sponsor
ADCNR State Lands & Alabama PALS
Baldwin County Commission
Bebo's
ExxonMobil
Home Depot
Dune Sponsor
Alabama Gulf Coast Convention & Visitor's Bureau
Baldwin EMC
The Forum
Mobile Bay National Estuary Program
The Original Oyster House

ALASKA

Fred Meyer, Juneau
Costco, Juneau
Safeway, Juneau
Jerry's Meats and Seafoods
Coca-Cola

ARIZONA

City of Yuma Public Works
APS



ICC Jamaica

CALIFORNIA

Oracle
Bank of America
See's Candies
Fetzer Vineyards
Starbucks Coffee Company
KPMG
Roplast Industries, Inc.
Viacom Television Stations Group
KGO Radio
K-EARTH Radio

DELAWARE

DNREC
Conectiv
Playtex of Dover

FLORIDA

Peoples First Community Bank
Progress Energy
Publix Supermarket Charities
Scuba Club, Inc. of West Palm Beach
The Living Seas at Epcot
Valpak.com

GUAM

Budweiser
Coca-Cola
Trashco
Rubbishman
Foremost Crystle Clear Water
Sunny Wholesalers
Government of Guam

HAWAII

University of Hawaii Sea Grant
College Program
Hawaii Coastal Zone Management
Program
Hawaii County Department of
Parks and Recreation –
Aquatics Division
The City and County of Honolulu
Parks and Recreation
The County of Maui Community
Work Day Program
Hawaii Department of Land and
Natural Resources – State Parks
Atlantis Adventures / Sea Life Park
Hawaiian Waters Adventure Park
P & R Water Taxi
Army Corps of Engineers

ILLINOIS

The Boeing Company
Brunswick Public Foundation
Highland Park Community
Foundation
ITW Hi Cone
Illinois Environmental Protection
Agency

MAINE

Penmor Lithographers
Burgess Advertising
The Ocean Conservancy

MARYLAND

Conectiv Power Delivery
Assateague Coastal Trust

Baltimore

National Aquarium in Baltimore
National Park Service
Maryland Port Administration
NOAA

MASSACHUSETTS

Boston Harbor Cruises
Cape Cod Potato Chips
Department of Conservation and
Recreation
Dunkin Donuts, Inc.
Horsely Witten Group
New England Aquarium
North Atlantic Waste Systems
Office of Coastal Zone
Management
Quest Diagnostics
Urban Harbors Institute, University
of Massachusetts – Boston

MICHIGAN

Michigan Department of
Environmental Quality Coastal
Management Program
L.C. and Margaret Walker
Foundation

MINNESOTA

Top Sponsors
Minnesota Power
Western Lake Superior Sanitary
District

Additional sponsors
Lake Superior Magazine
Minnesota Sea Grant

Donations and Services
Adopt-a-River, Minnesota
Department of Natural
Resources
Bullseye Silkscreen
Clean Water Action
Duluth Park and Recreation
Services
Innerspace SCUBA

MISSOURI

Woods SuperMarket, Stockton
Bolivar Coca-Cola/Dr. Pepper
Bottling Co.
Sonic Drive In Stockton, Lee's
Summit
Stockton Mini Mart
Orleans Trail Marina and Resort
Multon Creek Marina
Stockton State Park Marina
Stockton Chamber of Commerce
Stockton MFA
Sac River Building

MONTANA

Helena Scuba
Maggie Studios
Glen's Scuba Team
Yacht Basin Bar and Restaurant
Paddlefoot Diving
Action Pawn
True North Sailing Club
Bert and Ernie's Saloon and Grill
Yacht Basin Marina
One Way Marine

NEBRASKA

Ace Hardware & Garden Center,
Columbus
Menards, Columbus
Safeway Grocery Store
Star-Herald Newspaper

Gering Courier
Burlington Northern Santa Fe
Railroad, Alliance
McDonalds of Alliance
Alliance Times Herald
Newspaper
Hemingford Ledger Newspaper
Central Nebraska Public Power
District

NEW JERSEY

COA

Clean Ocean Action
Shoprite / Wakefern Foods
Corporation
Verizon
Starbucks Coffee
Party With Purpose
Panasonic
JP Morgan Chase
Surfrider
Rotary International

NEW YORK

New York City Environmental
Fund / Hudson River Foundation
Philip Morris USA
KeySpan Foundation
New York State Department of
Environmental Conservation
Long Island Sound Study
Automatic Data Processing (ADP)
Foundation
Independence Community
Foundation
Consolidated Edison
Citizens for New York City
New York City Department of
Environmental Protection



ICC United States

NORTH CAROLINA

Duke Power
First Citizens Bank
GlaxoSmithKline
Philip Morris U.S.A.
Progress Energy
R. J. Reynolds Tobacco Company
WGHP- Fox 8
WLOS-TV 13
WRAL-TV 5
WWAY-TV 3

OHIO

Aquamasters of Lakewood
Friends of Arcola Creek
Lake MetroParks
Maumee RAP
Mentor Marsh Nature Center
Mill Creek Watershed Partnership
Ohio Division of Wildlife
Ohio Division of Parks & Recreation
Ohio Division of Natural Areas and Preserves
U.S. Coast Guard – Sea Partners

OKLAHOMA

Grand Divers Supply
Dive Site, Tulsa

OREGON

Major Sponsor
Fred Meyer
Portland General Electric
Spirit Mountain Casino
Starbucks
The Standard
Umpqua Bank
Coordinating Partner
Oregon Parks and Recreation Department
Local Coast Haulers
Media Sponsor
KGW Northwest NewsChannel 8
Truck Sponsor
Wentworth/Wilsonville Chevrolet

PENNSYLVANIA

GE
Erie Times-News
Erie Western Pennsylvania Port Authority
Erie County Recycling Program
Liberty Iron and Metal Company
Waste Management
Smith's Provisions

Country Fair
Wendy's
Pennsylvania Fish and Boat Commission

PUERTO RICO

Grupo Santander de Puerto Rico
Compania de Parques Nacionales
Departamento de Recursos Naturales
Compania de Turismo de Puerto Rico
Waste Management
El Nuevo Dia
Telemundo
Coors Light Hacienda Ambiente
Palmas Del Mar
Triple-S

RHODE ISLAND

Bank Newport
The Washington Trust Co.
Rhode Island Mobile Sports Fishermen
Goat Island Marina/The Newport Experience
DEM Earth Day Committee
Wal-Mart Foundation
Rhode Island Department of Environmental Management
Audubon Society of Rhode Island

SOUTH CAROLINA


BP Cooper River Plant
Ben & Jerry's of Charleston
Coastal Expeditions
Duke Power
Hilex-Poly, LLC
Magnolia Plantation and Gardens
Piggly Wiggly Carolina Co.
Santee Cooper
South Carolina State Ports Authority
Universal Data Solutions

SOUTH DAKOTA

Mick's Scuba Center, Rapid City

TENNESSEE

Applebee's
Don Pablo's
TUSA
Texas Roadhouse
Henderson
Aqualung
US Food Service
Innovative Scuba
Akona



ICC Egypt

TEXAS

BP America, Inc.
ExxonMobil
Halliburton
H.E. Butt Grocery Company (H-E-B)
Lyondell Chemical Company

U.S. VIRGIN ISLANDS

St. Croix

University of the Virgin Islands
St. Croix Anti-Litter and Beautification

UTAH

Eflon.com
The Living Planet Aquarium

VERMONT

Welchs True Value Hardware Store
Panera Bread Company
Allans Vending
Prince Chopper Grocery Store
Royalton Village Dump

VIRGINIA

Longwood University
Philip Morris USA
The Ocean Conservancy
Virginia Coastal Program, Virginia Department of Environmental Quality
Virginia Department of Conservation and Recreation
Virginia Eastern Shorekeeper
Bank of America
Oracle

WISCONSIN

Milwaukee Metropolitan Sewerage District
Badger Meter
Pier Wisconsin

ICC Report Evaluation

FILL OUT AND MAIL THIS FORM AND RECEIVE A FREE OCEAN CONSERVANCY SUN VISOR!

We need your help in making the ICC report a success. Please take the time to fill out this form and mail to:

The Ocean Conservancy
Publications
2029 K Street, NW
Washington, DC 20006



1. What needs does the annual ICC report fulfill for you?

- Fund-raising
- Education/outreach
- Volunteer recruitment
- Policy change
- Other: _____

2. How many ICC reports did you request?

3. Who is the primary audience for this report, in your mind?

- Potential sponsors
- Potential volunteers
- Government officials
- Current sponsors
- Current volunteers
- Policy change
- Other (please specify):

4. Please rate these parts of the report in order of their importance to you

(1 = most important; 6 = least important):

- | | |
|-------------------------|----------------------------|
| _____ coordinator lists | _____ raw data summary |
| _____ data analysis | _____ history of the ICC |
| _____ sponsor lists | _____ participant profiles |

5. Which do you find more valuable, the annual ICC report or the summary report for your state or country?

- _____ ICC report
- _____ state/country summary report
- _____ they are equally valuable

6. What would you like to see change about the report?

THANKS FOR YOUR HELP!

Please provide your name and mailing address below to receive your free Ocean Conservancy sun visor

Name

Street Address

City/State

Country/Zip or Postal Code

ENDNOTES

- 1 U.S. Commission on Ocean Policy, 2004. *An Ocean Blueprint for the 21st Century*, p. 264.
- 2 *An Ocean Blueprint for the 21st Century*, p. 265.
- 3 U.S. Environmental Protection Agency, "Marine Debris Abatement," www.epa.gov/owow/oceans/debris.

International
**Coastal
Cleanup**
www.coastalcleanup.org

The Ocean 
Conservancy
www.oceanconservancy.org