



# BUILDING A CLEAN SWELL

2018 REPORT

국제연안정화합동행위  
Limpeza Costeira Internacional  
Nettoyage des Côtes Internationales  
تنظيف الدولي للسواحل  
अंतरराष्ट्रीय तट  
国際海浜清法日  
ПАГКО  
К  
Limpeza Internacional de C  
Kimataifa wa Pwan





ΠΑΓΚΟΣΜΙΟΣ  
ΕΘΕΛΟΝΤΙΚΟΣ  
ΚΑΘΑΡΙΣΜΟΣ ΑΚΤΩΝ

टीय सफाई

## Usafishaji wa Kimataifa wa Pwani

In partnership with volunteer organizations around the globe, Ocean Conservancy's International Coastal Cleanup mobilizes individuals to have an immediate and tangible impact on the health of our ocean. Volunteers remove millions of pounds of trash from beaches and waterways worldwide while fostering awareness of the marine debris issue and a sense of stewardship for one of our planet's greatest natural resources.







The third Saturday in September is always one of my favorite days of the year, and in 2017 it felt extra special. I was thrilled to participate in Ocean Conservancy's flagship International Coastal Cleanup event at Kingman Island in Washington, D.C. Kingman is an island in the middle of the Anacostia River, and while it isn't a beach or coastline, the amount of trash we picked up was staggering. It showed how even far away from the coast, we can all be ocean stewards.

And I believe that's the secret behind the success of the International Coastal Cleanup, and the growing movement that we are building worldwide for trash-free seas. We all go through times when we question whether or not the things we do will make a difference. But the International Coastal Cleanup's answer to that is an exuberant yes—yes, we can make a difference, no matter whom or where you are.

In 2017, nearly 800,000 volunteers collectively removed more than 20 million pieces of trash from beaches and waterways around the world. That's 20 million fewer potential impacts on whales, turtles and other beloved ocean wildlife. That's an accomplishment we should all be proud of.

On behalf of everyone at Ocean Conservancy, thank you for all that you did for our ocean this past ICC season. We couldn't build this clean swell without you.

Janis Jones  
Chief Executive Officer  
Ocean Conservancy

MEXICO

## CONTENTS

- 1 A Message From Ocean Conservancy's CEO
- 2 Photos From The Field
- 6 A Global #Cleanup Community
- 8 Growing A Capital Cleanup
- 9 What The Science Tells Us
- 10 Weird Finds Around The World
- 12 Data Spotlight
- 14 2017 Ocean Trash Index
- 20 Status Update: Building A Clean Swell Through Policy And Partnership
- 22 2017 Cleanup Coordinators
- 24 Acknowledgments

# PHOTOS FROM THE FIELD

## A Snapshot of Cleanups from Around the World



NORTHERN MARIANA ISLANDS

Every year, coordinators and volunteers around the world gather for the International Coastal Cleanup. Whether on a sandy tropical beach or against the backdrop of majestic mountains; whether scaling rocky shorelines or trudging through muddy gutters; they are united in their commitment to a healthier, cleaner ocean.



FLORIDA, USA



NIGERIA

*“After having to cancel last year’s ICC, we saw a renewal of faith and commitment by the volunteers to continue the fight against marine debris.”*

Vice Admiral Valentin B. Prieto, Jr., Philippines  
Geronimo P. Reyes, Philippines

*“Data collected through the cleanup event has helped to create real change— from state and local government legislation to community projects that happen throughout the year.”*

Heidi Taylor, Australia



HAWAII, USA





KENYA

*“Year after year we get more and more volunteers; the ICC is changing minds.”*

Isaac Silveira, Portugal



NEW YORK, USA



HONG KONG



ECUADOR

*“My favorite part of the ICC is seeing so many volunteers from different backgrounds work together for an important cause. There is a wonderful sense of camaraderie at the cleanups that inspires hope for the future.”*

Stephanie Mathias, Maryland, USA



# PHOTOS FROM THE FIELD

*“The ICC is changing the way people think about how they interact with the environment.”*

Bill Pendergrass, Mariana Islands



JAMAICA



FLORIDA, USA

*“The best part of the ICC has been getting to know people who have common ground and act together.”*

Yoshiko Ohkura, Japan



VIETNAM







SENEGAL



PUERTO RICO

## Overcoming Environmental Disasters

Extreme weather exacted a heavy toll on coastal communities around the world, from the Gulf of Mexico and Puerto Rico to parts of Southeast Asia and Australia. In many of these places, the word “cleanup” took on a whole new meaning.

“Many of us have endured our challenges with Mother Nature, and Texas was no different with the devastation that Hurricane Harvey caused. Ocean Conservancy’s support made all the difference in the world. We all face challenges from time to time and it’s nice to be a part of the ICC family.”

Renee Toggle, Texas

“For the first time in my 17 years coordinating this cleanup, we had to reschedule due to the potential impact of Hurricane Irma. It seemed the volunteers worked even harder to collect as much debris as possible since H. Irma washed up quite a lot.”

Susan Ferris Hill,  
South Carolina, USA

“Our island just barely missed hurricanes Irma and Maria. To have our largest turnout in years shows our resilience.”

Danielle Moore, Nevis Island



CALIFORNIA, USA

“My favorite part of the ICC is the volunteers. They are the heart and soul of this movement, and it brings me such joy to see how hard they work, and how dedicated they are to helping create trash-free seas.”

Lisa Christensen, Hong Kong

## Underwater Cleanups

IN PARTNERSHIP WITH PROJECT AWARE

321  
Miles of Waterways  
(516 KM)

5,707  
Divers

59,380  
Items Collected

170,059  
Pounds of  
Trash Collected  
(77,137 KG)

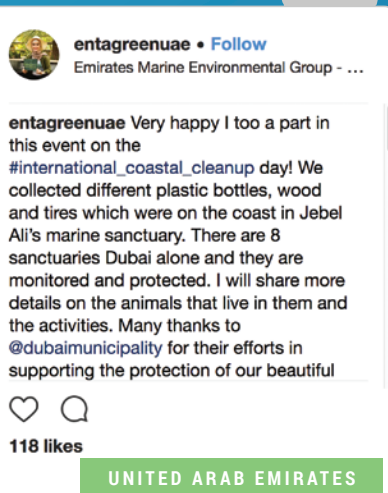


To find out more or to get involved under the surface, check out our partner **Project AWARE** at [www.projectaware.org/diveagainstdbris](http://www.projectaware.org/diveagainstdbris).



# A GLOBAL #CLEANUP COMMUNITY

When you participate in an International Coastal Cleanup event, you are plugging into a network of people all over the world connected by a passion for a clean, healthy ocean. Thanks to social media and our new Clean Swell app, which allows volunteers to upload cleanup data in real-time to the world's largest marine debris database, sharing that passion has never been easier.







CALIFORNIA, USA



TEXAS, USA



WASHINGTON, D.C., USA

“Volunteers love being able to plug in their personal data and see it pop up on the global map. It cultivates pride and environmental stewardship when we develop a sense of being part of something much larger than that one specific cleanup.”

Melanie Grillone, Florida, USA



MALDIVES



KENYA



NORWAY



## BUILD A CLEAN SWELL

With Clean Swell™, join a global community working to improve our ocean by adding vital data to the world's largest database on marine debris. This database is used by scientists, conservation groups, governments and industry leaders to study ocean trash and take action to ensure trash never reaches our beaches.





# GROWING A CAPITAL CLEANUP

Washington, DC isn't known for sandy beaches, but that didn't stop us from hosting our flagship International Coastal Cleanup in the nation's capital. On ICC day, Ocean Conservancy and our partners at the Living Classrooms Foundation mobilized more than 500 Washingtonians—including the Swedish Ambassador to the United States and representatives from the National Oceanic and Atmospheric Administration—to collect trash from Kingman Island, a woody oasis in the heart of the Anacostia River.



*“Right now, all around the country and all around the world, hundreds of thousands of people are doing exactly what you are doing... They are rolling up their sleeves and taking action to keep the ocean clean.”*

Ocean Conservancy CEO  
Janis Searles Jones  
in opening remarks.



*“We can fix marine debris. This is a doable issue.”*

Nicole LeBoeuf,  
Deputy Assistant Administrator of  
NOAA's National Ocean Service



*“It is important that we all contribute to the solution.”*

Sweden's Ambassador  
to the United States,  
Her Excellency Karin Olofsdotter



# WHAT THE SCIENCE TELLS US



As a marine ecologist and Ocean Conservancy's chief scientist, Dr. George Leonard is instrumental in catalyzing some of the most cutting-edge and comprehensive research on trash in the ocean.

At Ocean Conservancy, we advocate for science-based solutions to some of the greatest threats facing our ocean, including marine debris. In 2010, we convened an international group of scientists to review what we know and what we still need to understand about plastic pollution in the ocean.

This working group led to some of the most impactful studies that have been published on plastic debris in the last five years. We now have better estimates of the total amount of plastic entering the ocean from land (about 8 million metric tons per year) and a comprehensive assessment of the ecological impacts posed to marine animals by plastics.

In the past year, researchers have uncovered several new pieces to the marine debris puzzle. Here's what they found:

■ **The concentration of plastic pollution in the North Pacific Subtropical Gyre, famously known as the Great Pacific Garbage Patch, is growing,** and the accumulation of marine debris is 4-16 times greater than previously thought. And nearly half of all the large debris in the Gyre is lost or abandoned fishing gear.

■ **Microplastics are, without a doubt, not just an ocean problem, but rather a global problem, affecting freshwater and even land-based ecosystems.** Scientists have found large amounts of microplastics in rivers; as well as in soils, spread through household and industrial composting.

■ **Plastic pollution does more than choke or entangle sea life.** Scientists have found evidence that ocean plastic is linked with disease on coral reefs. Meanwhile, exposure to microplastics was shown to decrease the reproduction and population growth rate in zooplankton—animals that form the base of the ocean food chain.

Questions, of course, remain. We still don't know if plastic pollution impacts human health; where the majority of ocean plastic ends up; and to what degree many of the proposed solutions to plastic pollution will quantitatively address the global issue. Ocean Conservancy is committed to investing in science to help answer some of these key questions. 🐟



NEW HAMPSHIRE, USA



MALAYSIA



BRUNEI



# WEIRD FINDS

## AROUND THE WORLD





# TOP 25 PARTICIPATING COUNTRIES

**NORWAY**



Scooter

**SWEDEN**



Jar of Pizza Sauce

**FINLAND**




Full Size Car

**GREECE**




Frying Pan

**THAILAND**



Toy Tiara

**HONG KONG**



Stroller

14 UNITED KINGDOM

21 GREECE

24 SOUTH KOREA

11 CHINA

20 JAPAN

3 HONG KONG

5 TAIWAN

10 INDIA

23 THAILAND

18 GUAM

13 SRI LANKA

1 PHILIPPINES

16 KENYA

25 SINGAPORE

6 SOUTH AFRICA

**SOUTH AFRICA**




Megaphone

**KENYA**



Video Tapes

**BRUNEI**



Washing Machine

**MALAYSIA**




Vampire Teeth



# DATA SPOTLIGHT

Enough rope to weave a beach towel that is **28km** long



Enough plastic beverage bottles to fill over

**5** standard swimming pools

Enough balloons to lift a great white shark



Enough straws to reach the height of over **10,000** palm trees



## TINY TRASH, BIG IMPACTS

*Tiny Trash are items measuring less than 2.5 cm.*

Enough plastic bags to sew **5,461** sails





Enough cigarette butts to  
line the distance of **5** marathons



Enough bottle caps to  
cover **645** surfboards



**2,326,893**  
Foam Pieces

**1,933,146**  
Plastic Pieces

**459,249**  
Glass Pieces

A total weight  
of trash  
equal to  
**812**  
cruise ship  
anchors



## Top 10 ITEMS COLLECTED



**1. CIGARETTE BUTTS**  
**2,412,151**



**2. FOOD WRAPPERS**  
**1,739,743**



**3. PLASTIC BEVERAGE BOTTLES**  
**1,569,135**



**4. PLASTIC BOTTLE CAPS**  
**1,091,107**



**5. PLASTIC GROCERY BAGS**  
**757,523**



**6. OTHER PLASTIC BAGS**  
**746,211**



**7. STRAWS, STIRRERS**  
**643,562**



**8. PLASTIC TAKE OUT/  
AWAY CONTAINERS**  
**632,874**



**9. PLASTIC LIDS**  
**624,878**





**10. FOAM TAKE OUT/  
AWAY CONTAINERS**  
**580,570**













# 2017 OCEAN TRASH INDEX

## INTERNATIONAL CLEANUPS

COUNTRY/LOCATION						
	PEOPLE	POUNDS	KILOGRAMS	MILES	KILOMETERS	TOTAL ITEMS COLLECTED
ARGENTINA	209	1,660	753	0.4	0.7	4,648
ARUBA	4	7	3	2	3	16
AUSTRALIA	1,245	6,862	3,113	165	265	68,153
AUSTRIA	3	1	0.4	0.2	0.3	13
BANGLADESH	470	1,764	800	2	3	17,924
BARBADOS	759	6,522	2,958	12	19	53,695
BELGIUM	3	1	0.4	0.2	0.3	10
BELIZE	960	12,292	5,575	39	62	72,853
BERMUDA	741	8,756	3,972	17	27	58,404
BONAIRE	96	1,323	600	1	2	1,137
BRAZIL	2,969	17,944	8,139	24	38	86,481
BRUNEI	360	3,867	1,754	55	89	20,130
CAMBODIA	14	121	55	0.2	0.3	1,489
CANADA	16,070	117,163	53,144	886	1,427	570,689
CAPE VERDE	18	511	232	2	4	673
CAYMAN ISLANDS	243	1,759	798	7	11	11,255
CHILE	12,134	796,160	361,132	102	164	264,826
CHINA	10,748	125,719	57,025	49	79	16,406
COLOMBIA	421	22,802	10,343	22	35	49,380
COSTA RICA	455	10,769	4,885	8	13	39,705
CURAÇAO	124	1,594	723	7	12	8,559
CYPRUS	406	254	115	3	4	5,347
CZECH REPUBLIC	3	1	0.4	0.2	0.3	14
DENMARK	15	22	10	2	3	26
DOMINICAN REPUBLIC	3,416	24,783	11,242	11	19	117,068
ECUADOR	38,728	395,069	179,200	565	910	1,070,709
EGYPT	4	110	50	0.2	0.3	146
FIJI	13	91	41	6	9	1,614
FINLAND	28	4,850	2,200	2	3	365
FRANCE	134	1,125	511	18	29	2,748
GERMANY	994	2,859	1,297	181	291	30,577
GHANA	1,873	217,885	98,831	17	28	1,649,009
GREECE	4,810	14,992	6,800	47	75	64,793
GRENADA	119	1,015	460	4	6	4,366
GUAM	5,398	36,297	16,464	32	51	99,227
GUATEMALA	29	17,520	7,947	2	3	52,976
GUYANA	175	2,833	1,285	3	5	11,743
HONDURAS	48	155	70	5	8	271
HONG KONG	87,349	12,297,616	5,578,105	1,061	1,708	220,351
ICELAND	1	1	0.4	0.2	0.3	2
INDIA	11,451	148,871	67,527	311	501	597,517
INDONESIA	2,987	4,751	2,155	50	80	95,051
IRAN	12	46	21	0.7	1	22
IRELAND	585	6,326	2,870	26	41	14,559
ISRAEL	175	783	355	0.6	1	974
ITALY	46	310	140	3	5	858
JAMAICA	9,675	160,628	72,860	104	167	722,278
JAPAN	5,009	81,053	36,765	32	51	110,119
KENYA	6,931	63,772	28,926	73	117	265,386
KUWAIT	532	187,366	84,988	2	3	123
MACAU	1,250	1,157	525	2	3	55,310
MALAWI	76	1,764	800	0.6	1	37,419
MALAYSIA	1,073	11,628	5,274	71	114	77,001
MALDIVES	159	2,190	993	8	13	1,775







## TOP 10 ITEMS COLLECTED GLOBALLY

1	2	3	4	5	6	7	8	9	10
 CIGARETTE BUTTS	 FOOD WRAPPERS	 PLASTIC BEVERAGE BOTTLES	 PLASTIC BOTTLE CAPS	 PLASTIC GROCERY BAGS	 OTHER PLASTIC BAGS	 STRAWS, STIRRERS	 PLASTIC TAKE OUT/AWAY CONTAINERS	 PLASTIC LIDS	 FOAM TAKE OUT/AWAY CONTAINERS
248	84	606	695	625	117	98	85	211	142
-	-	2	-	-	-	-	-	-	-
8,632	5,580	453	624	1,197	31	3,641	76	3,456	24
-	1	2	1	1	-	2	2	-	1
6,321	3,852	328	362	241	289	351	820	512	280
2,278	3,517	4,564	6,980	850	1,727	1,599	390	946	924
-	3	-	-	1	-	-	-	1	-
1,729	3,503	4,996	5,169	1,673	2,795	2,126	534	1,179	735
5,774	1,320	1,669	2,210	303	562	646	394	457	275
-	13	36	-	4	1	-	-	-	-
36,012	2,398	3,540	2,468	3,503	1,489	4,580	240	2,263	187
1,426	1,029	4,593	1,631	932	680	611	668	410	935
-	51	96	30	3	72	65	-	30	61
148,638	23,910	13,799	17,559	152	12,490	8,026	148	110	7,608
-	38	37	54	80	16	-	-	20	-
405	180	1,826	1,775	155	154	287	93	292	145
-	12,117	8,291	11,819	7,813	7,706	3,135	4,552	8,643	2,809
3,238	1,202	714	1,061	374	320	238	221	28	1,732
1,386	1,696	15,597	2,777	666	328	2,854	1,037	4,167	1,590
156	227	27,025	6,088	83	7	2,937	35	73	47
-	17	79	20	24	8	10	13	7	11
-	-	-	-	-	-	-	-	-	-
8	1	-	1	1	-	1	-	-	-
4	-	10	-	4	-	-	1	-	-
7,866	6,333	5,526	5,252	2,315	1,012	4,013	4,945	3,592	5,701
52,362	63,873	86,694	59,957	57,571	54,372	23,391	76,633	51,977	35,053
-	-	40	-	-	10	-	1	-	1
8	134	113	64	176	-	40	35	23	55
-	3	6	-	7	2	-	-	-	-
1,009	129	163	132	34	27	2	17	6	2
12,712	3,799	521	957	375	352	467	262	530	100
71,426	80,208	97,326	82,133	100,739	91,445	16,001	200,132	223,469	298,336
26,660	1,568	3,141	4,106	1,249	719	3,946	861	2,252	27
149	636	1,024	231	140	78	64	64	71	33
9,506	4,514	10,225	4,960	2,295	2,485	1,155	1,205	2,358	1,099
-	-	-	-	-	-	-	-	-	-
107	400	2,020	945	123	400	383	178	210	124
-	16	89	7	18	10	-	3	2	2
4,941	5,215	7,465	10,157	3,780	4,338	4,326	3,229	4,601	2,378
-	-	1	-	-	-	-	1	-	-
24,408	27,674	36,397	28,643	72,550	51,538	14,961	26,190	17,223	17,770
40,032	7,119	5,346	4,002	2,933	3,734	5,778	2,357	2,692	1,472
-	-	-	-	1	-	-	-	-	-
1,152	1,744	1,007	1,213	373	390	335	228	211	49
-	77	90	14	146	279	13	28	-	-
17	23	33	55	127	11	8	6	14	3
3,518	18,251	298,972	69,253	11,962	24,226	6,935	10,437	10,044	13,174
12,508	5,312	6,599	4,658	2,575	3,121	1,062	3,723	1,341	2,216
47,383	12,263	49,259	40,599	9,707	8,084	5,348	4,807	3,957	721
-	-	1	-	-	-	-	-	-	-
-	590	2,390	850	20	20	420	90	-	20,490
309	2,890	7,302	1,340	9,509	577	250	305	504	85
4,627	5,651	23,664	3,606	4,744	3,160	2,340	1,314	545	1,541
2	37	499	129	60	78	40	1	9	-











# 2017 OCEAN TRASH INDEX

## INTERNATIONAL CLEANUPS

COUNTRY/LOCATION						
	PEOPLE	POUNDS	KILOGRAMS	MILES	KILOMETERS	TOTAL ITEMS COLLECTED
MALTA	71	372	169	15	24	976
MARSHALL ISLANDS	303	23,082	10,470	1	2	3,785
MAURITIUS	155	1,581	717	2	3	5,994
MEXICO	13,722	98,521	44,688	305	490	378,206
MONTSERAT	7	30	14	2	3	176
MOROCCO	6	76	35	1	2	175
MOZAMBIQUE	19	450	204	1	2	2,845
NETHERLANDS	2,753	32,917	14,931	137	221	11,785
NEW ZEALAND	10	34	15	1	2	82
NICARAGUA	1,456	20,830	9,448	19	31	66,056
NIGERIA	223	2,898	1,315	4	6	13,034
NORTHERN IRELAND	129	2,447	1,110	20	32	3,012
NORTHERN MARIANA ISLANDS	757	1,903	863	59	94	21,097
NORWAY	2,084	77,724	35,255	77	124	20,408
PAKISTAN	19	16	7	0.2	0.3	215
PANAMA	5,022	198,687	90,123	92	149	120,104
PERU	7,110	267,983	121,555	10	17	242,896
PHILIPPINES	214,165	526,933	239,013	792	1,274	4,223,167
PORTUGAL	220	5,125	2,325	20	33	14,431
PUERTO RICO	6,814	65,260	29,601	116	186	251,926
QATAR	6	19	9	0.1	0.2	151
RUSSIA	121	595	270	1	2	2,908
SENEGAL	134	3,263	1,480	11	18	1,089
SEYCHELLES	46	251	114	5	8	1,523
SINGAPORE	3,703	32,113	14,566	38	62	195,706
SLOVENIA	172	785	356	9	14	18,300
SOUTH AFRICA	18,032	27,985	12,694	327	527	174,575
SOUTH KOREA	3,912	66,432	30,133	40	65	74,452
SPAIN	1,408	9,171	4,160	17	27	54,865
SRI LANKA	9,067	80,379	36,459	61	98	392,697
ST. KITTS & NEVIS	477	3,620	1,642	17	27	18,136
ST. LUCIA	254	5,265	2,388	12	19	23,828
ST. VINCENT AND THE GRENADINES	1	1	0.5	0.1	0.2	27
SURINAME	68	1,896	860	15	24	14,407
SWEDEN	1,478	9,350	4,241	17	27	2,096
SWITZERLAND	25	88	40	1	2	4,406
TAIWAN	19,299	102,257	46,383	14	22	235,586
TANZANIA	497	4,436	2,012	2	3	42,726
THAILAND	4,081	21,304	9,663	35	57	57,474
THE BAHAMAS	510	3,213	1,457	17	27	17,772
TONGA	7	13	6	0.5	0.8	142
TRINIDAD AND TOBAGO	1,900	24,946	11,315	25	40	126,846
TUNISIA	39	120	54	5	7	391
TURKEY	546	1,647	747	1	2	12,828
U.S. VIRGIN ISLANDS	74	429	195	2	3	3,391
UKRAINE	50	5,644	2,560	3	5	37,840
UNITED ARAB EMIRATES	1,820	9,767	4,430	33	53	411,555
UNITED KINGDOM	7,196	22,314	10,121	150	243	163,880
UNITED STATES	209,643	3,743,118	1,697,851	12,051	19,392	5,860,996
URUGUAY	1,999	7,771	3,525	46	74	39,415
VANUATU	214	1,703	773	25	40	35,803
VENEZUELA	4,521	48,777	22,125	58	94	276,499
VIETNAM	543	16,687	7,569	5	8	20,661
LOCATION NOT RECORDED	10,700	63,292	28,708	177	285	523,481
<b>GRAND TOTAL</b>	<b>789,138</b>	<b>20,471,242</b>	<b>9,285,600</b>	<b>18,935</b>	<b>30,472</b>	<b>20,824,689</b>






## TOP 10 ITEMS COLLECTED GLOBALLY

1	2	3	4	5	6	7	8	9	10
 CIGARETTE BUTTS	 FOOD WRAPPERS	 PLASTIC BEVERAGE BOTTLES	 PLASTIC BOTTLE CAPS	 PLASTIC GROCERY BAGS	 OTHER PLASTIC BAGS	 STRAWS, STIRRERS	 PLASTIC TAKE OUT/AWAY CONTAINERS	 PLASTIC LIDS	 FOAM TAKE OUT/AWAY CONTAINERS
-	50	70	13	20	2	2	5	5	3
-	105	762	93	52	53	-	11	17	3
630	707	1,197	285	29	418	66	89	66	81
55,942	12,384	29,230	37,170	12,367	11,560	8,729	4,088	16,583	4,518
-	21	2	1	3	-	-	-	-	-
20	5	32	-	2	15	-	-	-	-
300	85	124	287	41	50	178	7	252	9
3,733	3	4	8,005	5	-	3	1	5	3
2	7	1	-	3	2	8	-	1	-
3,257	5,412	7,815	4,061	4,064	3,086	3,454	1,399	2,524	1,519
120	1,381	2,934	1,780	1,380	600	174	1,143	141	295
7	275	103	123	29	5	15	64	37	51
4,351	1,565	1,151	764	566	608	237	243	237	348
531	4	2,950	704	625	584	61	299	249	219
7	19	32	-	34	-	3	1	1	1
585	1,095	60,293	1,860	5,174	2,317	411	567	952	1,901
5,746	6,369	7,877	9,002	4,650	6,100	1,581	916	726	1,269
353,025	936,998	143,617	191,806	227,278	282,513	268,983	190,324	114,957	79,555
4,260	775	1,612	453	269	166	303	407	94	221
26,781	6,495	21,318	14,267	3,821	5,327	15,313	3,006	13,109	2,013
8	11	12	29	7	-	4	8	3	3
309	238	163	109	83	85	51	28	22	8
-	250	373	-	-	-	-	10	-	9
2	251	56	105	353	-	23	75	2	24
20,355	9,379	18,238	6,564	4,604	7,986	14,227	3,020	1,838	2,454
6,337	813	353	622	886	80	204	-	-	-
11,783	15,752	10,860	17,107	3,306	2,723	9,728	1,355	2,618	2,896
9,902	6,246	4,970	3,086	6,349	5,712	2,458	763	1,106	578
6,572	867	1,536	2,235	1,032	1,078	935	470	499	144
15,699	12,817	106,304	15,112	31,557	20,446	6,933	3,616	4,290	5,026
58	462	4,967	2,598	413	579	232	156	495	419
558	1,123	9,550	1,891	313	517	322	166	97	294
-	-	3	6	-	-	1	-	-	-
5	4	9,749	2,577	111	16	1	7	-	293
134	15	26	3	25	2	10	19	5	5
2,649	174	41	56	8	19	14	24	11	5
6,950	5,171	57,767	32,359	16,444	-	23,133	-	-	-
141	8,515	3,601	9,132	6,375	2,912	1,587	1	1,010	1,257
3,572	4,252	2,685	1,216	3,388	4,040	2,367	117	12,203	342
175	512	1,320	839	434	492	310	211	297	155
-	14	15	8	9	-	-	5	-	-
937	4,913	27,320	12,554	1,783	3,451	888	1,584	1,472	2,585
-	-	5	3	-	-	-	4	1	2
6,440	727	593	830	110	108	20	-	-	-
24	253	287	252	73	32	68	42	52	27
5,600	3,450	8,963	2,871	630	70	145	57	220	960
390,637	1,164	3,638	3,499	1,055	504	430	618	821	353
11,926	15,721	4,624	12,770	2,460	1,731	418	1,982	240	97
842,837	345,241	242,534	286,678	96,815	85,070	144,464	61,827	73,305	47,259
4,120	3,187	2,403	4,595	2,271	1,993	983	1,141	3,062	667
1,954	3,037	2,109	1,010	2,062	2,398	805	737	902	642
14,960	10,770	27,361	13,825	10,447	10,670	9,952	4,518	21,803	3,484
999	1,461	1,409	1,305	1,494	831	843	1,382	112	635
-	-	-	-	-	-	-	-	-	-
<b>2,412,151</b>	<b>1,739,743</b>	<b>1,569,135</b>	<b>1,091,107</b>	<b>757,523</b>	<b>746,211</b>	<b>643,562</b>	<b>632,874</b>	<b>624,878</b>	<b>580,570</b>











# 2017 OCEAN TRASH INDEX

## U.S. CLEANUPS

STATE/LOCATION						
	PEOPLE	POUNDS	KILOGRAMS	MILES	KILOMETERS	TOTAL ITEMS COLLECTED
ALABAMA	3,795	35,928	16,297	217	350	96,745
ALASKA	526	2,436	1,105	57	92	20,055
ARIZONA	473	50,652	22,975	6	9	39,455
ARKANSAS	83	5	2	27	43	10,483
CALIFORNIA	66,535	839,629	380,849	2,422	3,897	1,087,249
COLORADO	2,506	21,002	9,526	30	49	13,712
CONNECTICUT	2,799	28,427	12,894	157	253	856,718
DELAWARE	1,604	8,607	3,904	149	240	59,019
DISTRICT OF COLUMBIA	604	4,111	1,865	11	18	15,324
FLORIDA	21,010	173,552	78,722	2,904	4,674	644,422
GEORGIA	24,056	377,260	171,122	1,499	2,412	77,836
HAWAII	2,135	42,305	19,189	309	497	137,369
IDAHO	5	4	2	0.3	0.4	72
ILLINOIS	2,024	3,278	1,487	135	217	205,782
INDIANA	481	1,465	664	6	9	15,710
KENTUCKY	19	818	371	1	2	3,737
LOUISIANA	1,766	22,913	10,393	125	202	47,346
MAINE	1,147	5,317	2,412	105	169	43,427
MARYLAND	1,429	35,060	15,903	72	116	74,933
MASSACHUSETTS	3,657	104,543	47,420	317	510	498,311
MICHIGAN	1,716	3,125	1,417	79	127	98,262
MINNESOTA	174	626	284	11	18	11,344
MISSISSIPPI	2,489	47,388	21,495	265	427	246,209
MISSOURI	10	46	21	3	4	505
MONTANA	7	12	5	1	2	23
NEBRASKA	225	6,582	2,986	44	71	9,741
NEVADA	236	3,664	1,662	8	13	3
NEW HAMPSHIRE	1,549	10,307	4,675	53	85	44,562
NEW JERSEY	4,931	34,648	15,716	200	322	188,184
NEW YORK	6,376	33,775	15,320	200	322	254,427
NORTH CAROLINA	5,182	73,416	33,301	396	637	114,895
OHIO	1,614	28,664	13,002	42	67	85,936
OKLAHOMA	59	1,867	847	7	12	2,540
OREGON	4,194	73,626	33,396	258	415	31,280
PENNSYLVANIA	13,527	861,656	390,841	62	99	74,176
RHODE ISLAND	2,635	16,502	7,485	101	162	156,921
SOUTH CAROLINA	1,885	20,427	9,266	285	459	68,743
TENNESSEE	35	673	305	10	16	318
TEXAS	15,442	505,703	229,383	609	981	142,930
UTAH	5	3	1	0.2	0.3	60
VERMONT	249	3,918	1,777	39	63	108,390
VIRGINIA	6,834	232,884	105,634	384	619	181,198
WASHINGTON	2,180	22,777	10,331	395	636	52,885
WISCONSIN	1,240	2,172	985	35	57	39,759
STATE NOT RECORDED	195	1,346	611	14	22	-
<b>GRAND TOTAL</b>	<b>209,643</b>	<b>3,743,118</b>	<b>1,697,851</b>	<b>12,051</b>	<b>19,392</b>	<b>5,860,996</b>



## TOP 10 ITEMS COLLECTED IN THE UNITED STATES

1	2	3	4	5	6	7	8	9	10
 CIGARETTE BUTTS	 FOOD WRAPPERS	 PLASTIC BOTTLE CAPS	 PLASTIC BEVERAGE BOTTLES	 BEVERAGE CANS	 STRAWS, STIRRERS	 GLASS BEVERAGE BOTTLES	 PLASTIC GROCERY BAGS	 METAL BOTTLE CAPS	 OTHER PLASTIC/FOAM PACKAGING
18,332	6,668	6,150	6,546	5,475	3,132	2,730	2,094	2,252	1,842
1,981	1,113	447	269	351	99	115	133	150	673
-	-	-	100	39,216	-	1	-	-	-
2,500	650	453	51	34	857	16	39	371	20
198,814	104,146	58,647	27,009	16,810	27,366	19,468	15,281	29,594	17,270
2,003	3,004	403	1,501	604	151	500	1,006	400	300
32,884	10,157	6,941	10,141	4,019	3,557	3,361	1,816	4,062	1,913
16,205	4,682	4,720	2,847	1,977	1,913	1,007	1,009	766	1,267
544	1,324	687	3,460	588	192	337	280	-	-
95,679	37,683	74,420	31,948	18,545	26,500	14,009	14,190	10,562	8,431
8,750	565	2,504	10,629	6,620	1,396	13,858	3,437	716	1,937
35,574	5,822	6,844	1,649	1,558	1,665	2,052	936	3,644	2,066
35	-	4	2	1	1	2	-	-	-
18,016	8,320	4,877	2,216	1,689	2,660	1,225	1,184	2,461	840
4,282	747	969	270	202	450	90	79	205	419
267	210	83	204	292	58	385	124	165	62
4,086	3,468	4,447	5,839	2,442	2,011	1,151	1,110	726	946
17,362	2,441	1,123	1,525	781	436	536	288	281	1,041
4,951	3,782	6,416	8,514	1,187	3,866	1,208	989	528	1,450
31,030	10,456	7,590	19,335	9,580	5,571	6,961	3,709	2,505	8,573
23,032	6,192	5,772	1,131	581	3,372	292	583	887	2,470
4,270	860	186	289	292	196	67	52	70	288
48,158	12,384	1,057	19,883	6,843	5,212	5,994	5,176	4,095	6,404
104	59	4	41	20	6	4	10	3	13
-	-	-	2	9	-	-	4	-	-
981	1,238	514	1,348	892	202	329	292	150	54
-	-	-	1	1	-	1	-	-	-
16,533	1,112	846	881	1,163	386	526	168	239	697
27,102	23,277	14,822	8,792	3,262	19,822	3,078	4,705	3,867	4,487
34,237	18,745	20,017	10,944	6,696	10,927	7,584	7,789	7,490	7,253
39,667	8,057	5,101	10,370	6,653	2,525	2,162	3,591	940	1,191
8,566	9,370	3,161	7,145	3,720	2,201	2,131	4,076	566	1,623
687	246	68	142	213	161	78	73	34	3
5,795	1,982	1,815	626	714	678	364	393	812	780
28,053	9,508	5,873	7,365	4,463	71	1,923	2,783	108	2,615
34,036	12,150	8,534	7,371	4,773	4,552	4,231	2,866	2,857	3,666
16,836	4,129	3,397	5,733	2,503	1,635	2,189	1,312	437	1,876
24	50	7	27	14	7	1	12	1	10
12,186	6,909	16,875	7,857	4,101	4,744	2,220	2,712	2,690	2,426
16	15	9	2	3	1	-	1	-	-
174	264	41	315	421	16	257	37	-	-
26,576	16,895	6,949	15,548	7,170	4,068	7,381	11,286	8,324	5,615
12,236	3,671	1,561	1,342	1,290	839	1,214	660	526	854
10,273	2,890	2,344	1,324	1,087	962	644	530	433	834
-	-	-	-	-	-	-	-	-	-
<b>842,837</b>	<b>345,241</b>	<b>286,678</b>	<b>242,534</b>	<b>168,855</b>	<b>144,464</b>	<b>111,682</b>	<b>96,815</b>	<b>93,917</b>	<b>92,209</b>

# STATUS UPDATE

## BUILDING A CLEAN SWELL THROUGH POLICY AND PARTNERSHIP



As director of Ocean Conservancy's Trash Free Seas® program, Nicholas Mallos oversees Ocean Conservancy's marine debris work, including the annual International Coastal Cleanup, our ocean plastics research initiatives and the Trash Free Seas Alliance®, a co-operative group of businesses, conservationists and scientists focused on reducing plastic inputs into the ocean.

Ocean Conservancy has been tackling marine debris for more than thirty years through the International Coastal Cleanup, and I've had the honor of participating in the past nine events. It's with this hindsight that I can say with confidence that global momentum around this critical ocean issue is growing.

For one, as our chief scientist George Leonard points out (page 9), the body of science continues to expand. More and more researchers are exploring critical elements of the problem, whether it's the impact of sunlight on the molecular structure of plastic or the effectiveness of certain legislation (e.g., bag bans, bottle bills, etc.) in reducing plastic beach trash and the amount of trash and plastic flowing into the ocean.

These studies, and the issue of ocean plastic more broadly, are making headlines. In September 2017, a photo of a seahorse clinging to a cotton swab off the coast of Bali was shared worldwide. That same month, activists petitioned the UN to recognize the Great Pacific Garbage Patch as a country, garnering global headlines. U.K.-based Sky News went so far as to launch Sky Ocean Rescue, dedicated exclusively to covering the challenges facing our ocean.

The ocean plastic crisis is resonating with the public in far-reaching ways. When Ocean Conservancy launched our Skip the Straw campaign back in 2014, we had no idea how



In February 2018, Ocean Conservancy scientists conducted the first-ever ocean plastic baseline survey on the island of St. Helena.

(un)popular this little object would become. Now, a variety of similar campaigns have cropped up around the world. Last year, BBC's Blue Planet II series—which featured an episode on ocean threats, including marine debris—was the most-watched show in all of the U.K., and led the British government to take on plastic pollution as a policy issue, with the Queen banning straws and plastic bottles on royal estates. Governments around the world are making moves. In April 2017, Kenya banned plastic bags; and Vanuatu became the first country to ban straws in May 2018.

Corporations, too, are taking action. At the World Economic Forum in January 2018, longtime Ocean Conservancy partner

The Coca-Cola Company announced the ambitious goal of collecting one can or bottle for every such item sold. This came just a few months after the Trash Free Seas Alliance® announced the launch of the Closed Loop Ocean fund to accelerate investments in waste collection and recycling systems in Southeast Asia, where plastic leakage into the ocean is currently greatest.

The list could go on, but suffice it to say that we at Ocean Conservancy and all the amazing people coordinating and volunteering through the International Coastal Cleanup are part of a bigger, global movement. We are collectively building a clean swell. 🐟





## Sponsor Spotlight: NOAA

In March 2018, the National Oceanic and Atmospheric Administration (NOAA)—a longtime ICC partner and strong advocate for healthy, trash-free oceans—co-hosted the sixth International Marine Debris Conference (6IMDC) in San Diego, California.

Approximately 700 people attended from all over the world: researchers, advocates and activists, and plastics manufacturers; people who work on beach cleanups and underwater cleanups; entrepreneurs developing new ways of tackling ocean plastic; artists; and more. Over 70 technical sessions covered all aspects of the marine debris problem, from grassroots organizing around plastic bag bans to corporate social responsibility on plastic production, from best practices in educating young students about ocean trash to social justice and inclusivity in the trash-free seas movement.

One thing was absolutely clear: a lot of people care about marine debris and are working to solve the problem. And though a seventh IMDC has yet to be announced (they are not an annual event), the desire for more regular meetings like these was palpable. Rest assured that until the next one, Ocean Conservancy's Trash Free Seas® team, and the many people dedicated to solving the marine debris crisis—including our ICC partners and volunteers—will continue working toward a healthy ocean free of trash.



More than 70 ICC coordinators gathered in San Diego ahead of 6IMDC to swap stories and learn from one another.

# 2017 INTERNATIONAL COASTAL CLEANUP Sponsoring Partners

**Bank of America**

**The Coca-Cola Foundation**

**National Oceanic and Atmospheric Administration**

**Altria Group, Inc.**

**Brunswick Public Foundation**

**Cox Enterprises, Inc.**

**The Dow Chemical Company**

**The Forrest C. & Frances H. Lattner Foundation**

**ITW**

**The Martin Foundation**

**Owens-Illinois Inc.**

**Pacific Life Foundation**

## DC CLEANUP PARTNER

**Patagonia**

## OUTREACH PARTNERS

**Keep America Beautiful**

**Project AWARE**

**United Nations Environment Programme**

**U.S. Department of State**

**Waterkeeper Alliance**

# 2017 CLEANUP COORDINATORS

## INTERNATIONAL PARTNERS

### GLOBAL

Dive Against Debris® Underwater Cleanups  
Project AWARE  
Hannah Pragnell-Raasch

### ARGENTINA

Asociación ReCreat  
Liliana Toranzo

### AUSTRALIA

Tangaroa Blue Foundation  
Heidi Taylor

### BAHAMAS

ABACO  
Friends of the Environment  
Olivia Patterson Maura

### GRAND BAHAMA ISLAND

Bahamas Ministry of Tourism  
Jeffrey Pinder & Andre Cartwright

### BANGLADESH

Kewkradong  
S. M. Muntasir Mamun

### BARBADOS

Caribbean Youth Environment Network –  
Barbados  
Sade Dean & Jamilla Sealy

### BELIZE

The Scout Association of Belize  
Ricardo N. Alcoser

### BERMUDA

Keep Bermuda Beautiful  
Anne Hyde

### BRAZIL

Instituto Gremar Resgate e Reabilitação de  
Animais Marinhos (GREMAR)  
Rosane Farah

Fundação Mamíferos Aquáticos  
Daniela Araujo

### BRITISH VIRGIN ISLANDS

Conservation & Fisheries Department  
Jasmine Bannis

### BRUNEI

Coastal Cleanup Brunei  
Alan Tan

### CAMBODIA

Marine Conservation Cambodia  
Nina Clayton

### CANADA

Great Canadian Shoreline Cleanup, Vancouver  
Aquarium Marine Science Centre  
Kate Le Souef & Rachel Schoeler

### CAYMAN ISLANDS

Dolphin Discovery Grand Cayman  
Lisa Leopardi

### CHILE

Aquatic Environment Preservation Department,  
DIRECTMAR, Chilean Navy  
Macarena Maldifassi

### CHINA

Shanghai Rendu NPO Development Centre  
Yonglong Liu

### COLOMBIA

EcoPazífico  
Rommy Schreiber & Andrea Aramburo

Fundación Bahía y Ecosistemas de  
Colombia  
Jose Yunis & Diana de la Vega

Seaflower Research and Conservation  
Foundation & Help 2 Oceans Foundation  
Alexandra Pineda-Muñoz & Jorge Sánchez

### COSTA RICA

Asociación Terra Nostra  
Giovanna Longhi

### CYPRUS

ISOTECH and AKTI Project and Research Centre  
Demetra Orthodoxou

### DENMARK

NOVASOL Coastal Care  
Cecilie Winther

### DOMINICAN REPUBLIC

Fundación Vida Azul  
Oscar Oviedo & Laura Santana

### ECUADOR

Mar y Ambiente Consultores  
Jaime Paredes

### FIJI

Frontier Fiji  
Sarah Wilson

### GERMANY

Kieler Forschungswerkstatt  
Henrike Bratz

### GHANA

Smart Nature Freak Youth Volunteers  
Foundation of Accra-Ghana  
Tyler Kobla

### GREECE

HELMPEPA  
Constantinos Triantafyllou & Christiana  
Prekezes

### GRENADA

St. George's University  
Dr. Clare Morrall

### GUAM

Bureau of Statistics & Plans, Guam Coastal  
Management Program  
Patrick Keeler & Marilyn Guerrero

### GUYANA

Caribbean Youth Environment Network –  
Guyana  
Elon McCurdy & Kiefer Jackson

### HONG KONG

Hong Kong Cleanup  
Lisa Chistensen

Green Council  
Issac Ho

### INDIA

Indian Maritime Foundation  
Commodore P K Malhotra, Admiral K R  
Srinivasan & Tilbin Thambi

### INDONESIA

Bali Hotel Association  
Jacinta Julianti Widiana & N.S. Widiari

### IRELAND

Clean Coasts Ireland, An Taisce –  
Environmental Education Unit  
Sinead McCoy & Richard Curtin

### ISRAEL

Ministry of Environmental Protection  
Galía Pasternak

### JAMAICA

Jamaica Environment Trust  
Suzanne Stanley & Tamoy Singh

### JAPAN

Japan Environmental Action Network  
Azusa Kojima & Yoshiko Ohkura

### OKINAWA

Okinawa Int. Clean Beach Club's I Love  
Okinawa Campaign by World O.C.E.A.N  
E Heinrich-Sanchez

### KENYA

Kenya Conservation of Aquatic Resources  
David Olendo

Watumu Marine Association  
Steve Trott

World Student Community for Sustainable  
Development  
Ezra Onyango

### KUWAIT

Kuwait Dive Team  
Dari AlHuwail

### MALAWI

Malawi Beach and Underwater Cleanup  
Moses Laija Banda & Innocent Sopha  
Mjumira

### MALAYSIA

The Body Shop Malaysia  
Cheryl Cheam, Jesse Siew & Loshini John

Reef Check Malaysia  
Julian Hyde

### MARSHALL ISLANDS

Marshall Islands BluCru  
Benedict Yamamura & Candice Guavis

### MAURITIUS

Belle Verte  
Courtney Jenkins, Lee Foley & Virginia  
Lamarque

### MEXICO

BAJA CALIFORNIA  
Proyecto Fronterizo  
Margarita Diaz

COLIMA  
Universidad de Colima  
Lidia Silva Iñiguez

QUINTANA ROO  
ARSE CARIBE  
Araceli Ramirez Lopez

SONORA  
Centro Intercultural de Estudios de  
Desiertos y Océanos  
Paloma Valdivia & Sherie Steele

TAMAULIPAS  
Club Regatas Corona, A.C.  
Alejandra López de Román

### MOROCCO

Surfrider Foundation Morocco  
Yassine Belhouari

### MOZAMBIQUE

Dolphin Encounters  
Angie Gullan & Diana Rocha

### NETHERLANDS

The North Sea Foundation  
Marijke Boonstra

### NICARAGUA

Paso Pacífico  
Liza González & Sarah Otterstrom

### NIGERIA

Marine and Coastal Conservation Society  
of Nigeria  
Oyeronke Adegbile

### NORTHERN IRELAND

Keep Northern Ireland Beautiful  
Jodie-Ann McAnaney

### NORTHERN MARIANA ISLANDS

Bureau of Environmental and Coastal  
Quality, Coastal Resources Division Coastal  
Resources Management Office  
William T. Pendergrass, Jihan Buniag,  
Mallory Muna & Janice Castro

### NORWAY

Keep Norway Beautiful  
Lise Gulbrandsen & Malin Jacob

### PAKISTAN

Scuba Adventures Pakistan  
Syed Mansoor Ahmed

### PANAMA

Asociación Nacional para la Conservación  
de la Naturaleza (ANCON) & Fundación  
para la Protección del Mar (PROMAR)  
Jenny Echeverría & Ricardo Wong

### PERU

VIDA – Instituto Para la Protección del  
Medio Ambiente  
Arturo Alfaro Medina

### PHILIPPINES

ICC Philippines  
Geronimo P. Reyes

Philippine Coast Guard Auxiliary  
Vice Admiral Valentin B. Prieto, Jr. PCGA

### PORTUGAL

Portuguese Marine Litter Association  
João Frias

Sailors for the Sea Portugal  
Mel Amancio & Isaac Silveira

### PUERTO RICO

Scuba Dogs Society  
Silmarie Sánchez, Argenis Cátala Sánchez  
& Angela Perez

### RUSSIA

Maritime State University  
Yana Blinovskaia



## SAINT KITTS AND NEVIS

Nevis Historical & Conservation Society  
Nicole Liburd & Pauline Ngunjiri

Department of Physical Planning and Environment  
Sylvester Belle

## SAINT LUCIA

Caribbean Youth Environment Network – St. Lucia  
Marcia Dolor-Lashley

## SAINT VINCENT AND THE GRENADINES

Sustainable Grenadines Inc.  
Kristy Shortte, Orisha Joseph & Martin Barriteau

## SENEGAL

Barracuda Club Dakar  
Julie Bernier

## SINGAPORE

Lee Kong Chian Natural History Museum, National University of Singapore  
N. Sivasothi

## SLOVENIA

Eco Vitae  
Andreja Palatinus

## SOUTH AFRICA

Plastics SA  
John Kieser

Ezemvelo KZN Wildlife  
Wayne Mungler

## SOUTH KOREA

Our Sea of East Asia Network  
Dr. Jongmyoung Lee & Sunwook Hong

## SPAIN

Asociación Ambiente Europeo  
Daniel Roller

## SRI LANKA

Marine Environment Protection Authority  
Jagath Gunasekara

## SURINAME

Green Heritage Fund Suriname (GHFS)

## SWEDEN

Clean Sweden  
Anton Hedlund

## TAIWAN

Tse-Xin Organic Agriculture Foundation / Kuroshio Ocean Education Foundation  
Jing-Juan Hsu & Ron Shih

## TANZANIA

Nipe Fagio Ltd.  
Cathy Hadlow & Anton Fouquet

## THAILAND

Department of Marine and Coastal Resources  
Suhaitai Prasankul & Nipon Phongsuwan

Global Vision International  
Katie Woodroffe

## TRINIDAD & TOBAGO

Caribbean Network for Integrated Rural Development  
Marissa Mohamed

## TURKEY

TURMEPA  
Şeyda Dağdeviren Hill

## U.S. VIRGIN ISLANDS

ST. CROIX  
University of the Virgin Islands – VIMAS  
Marcia Taylor

## ST. JOHN

Friends of the Virgin Islands National Park  
Karen Jarvis

## ST. THOMAS

University of the Virgin Islands  
Howard Forbes, Jr.

## UNITED ARAB EMIRATES

A Beach Cleanup Dubai (ABCD)  
Mostafa Ibrahim

Emirates Diving Association  
Reema Abbas & Ibrahim Al-Zubi

Dubai Municipality, Environment Department  
Zehra Zawawi

## UNITED KINGDOM

Marine Conservation Society  
Lauren Eyles

## URUGUAY

EcoPlata, MVOTMA  
Cristina Quintas

## VANUATU

Vanuatu Environmental Science Society  
Dr. Christina Shaw

## VENEZUELA

FUDENA  
Déborah Bigio, Luisa Escobar, & Nelson Ovalles

## VIETNAM

Centre for Marine Life Conservation and Community Development  
Hoang Anh

GreenHub – IUCN – Bhaya Group  
Nguyen Thu Trang, Nguyen Bich Hien & Darius Postma

The Body Shop Vietnam  
Mr. Tu Bui

## US PARTNERS

### ALABAMA

ADCNR State Lands Division Coastal Section  
Angela Underwood

### ALASKA

Center for Alaskan Coastal Studies  
Henry Reiske

### ARKANSAS

Arkansas Department of Parks & Tourism  
Julie Lovett

### CALIFORNIA

California Coastal Commission  
Eben Schwartz

### COLORADO

Colorado Springs Utilities  
Allison Plute



NIGERIA

## CONNECTICUT

Save the Sound, Connecticut Fund for the Environment  
Annalisa Paltauf

## DELAWARE

Delaware Department of Natural Resources & Environmental Control  
Joanna Wilson

## DISTRICT OF COLUMBIA

Ocean Conservancy  
Tess Krasne

## FLORIDA

Multiple Coordinators

## GEORGIA

Georgia Environmental Protection Division, Rivers Alive  
Harold Harbert

## HAWAII

Keep the Hawaiian Islands Beautiful  
Chris Woolaway

## ILLINOIS

Alliance for the Great Lakes  
Gabby Petrelli & Tyrone Dobson

## INDIANA

Alliance for the Great Lakes  
Gabby Petrelli & Tyrone Dobson

## LOUISIANA

Save Our Lake, Lake Pontchartrain Basin Foundation  
Joann Haydel

## MAINE

Maine Coastal Program  
Theresa Torrent

## MARYLAND

National Aquarium  
Stephanie Mathias & Geri Schlenoff

## MASSACHUSETTS

Massachusetts Office of Coastal Zone Management  
Robin Lacey

## MICHIGAN

Alliance for the Great Lakes  
Jillian Edwards & Tyrone Dobson

## MINNESOTA

Alliance for the Great Lakes  
Jillian Edwards & Tyrone Dobson

## MISSISSIPPI

Mississippi Marine Debris Task Force  
Ed Cake, Cyndi Moncreiff & Eric Sparks

## NEBRASKA

Keep Nebraska Beautiful  
Jane Poleson

## NEW HAMPSHIRE

Blue Ocean Society for Marine Conservation  
Jen Kennedy

## NEW JERSEY

New Jersey Clean Communities Council  
Sandy Huber & Paula Berg

Clean Ocean Action  
Catie Tobin

## NEW YORK

American Littoral Society  
Natalie Grant

## NORTH CAROLINA

Multiple Coordinators

## OHIO

Alliance for the Great Lakes  
Tyrone Dobson

Partners for Clean Streams  
Jessica Batanian & Mike Mathis

## OREGON

SOLVE  
Joy Hawkins

## PENNSYLVANIA

Keep Pennsylvania Beautiful  
Michelle Dunn

## RHODE ISLAND

Save the Bay  
Judy Lewis

## SOUTH CAROLINA

South Carolina Sea Grant Consortium  
Susan Ferris Hill

S.C. Dept. of Health & Environmental Control, Adopt-A-Beach Program  
Liz Hartje

## TEXAS

Texas General Land Office  
Reneé Tuggle

## VERMONT

Rozalia Project for a Clean Ocean  
Rachael Miller & Ashley Sullivan

## VIRGINIA

Clean Virginia Waterways – Longwood University  
Katie Register & Sandy Miller

## WASHINGTON

Puget Soundkeeper Alliance  
Kathryn Davis

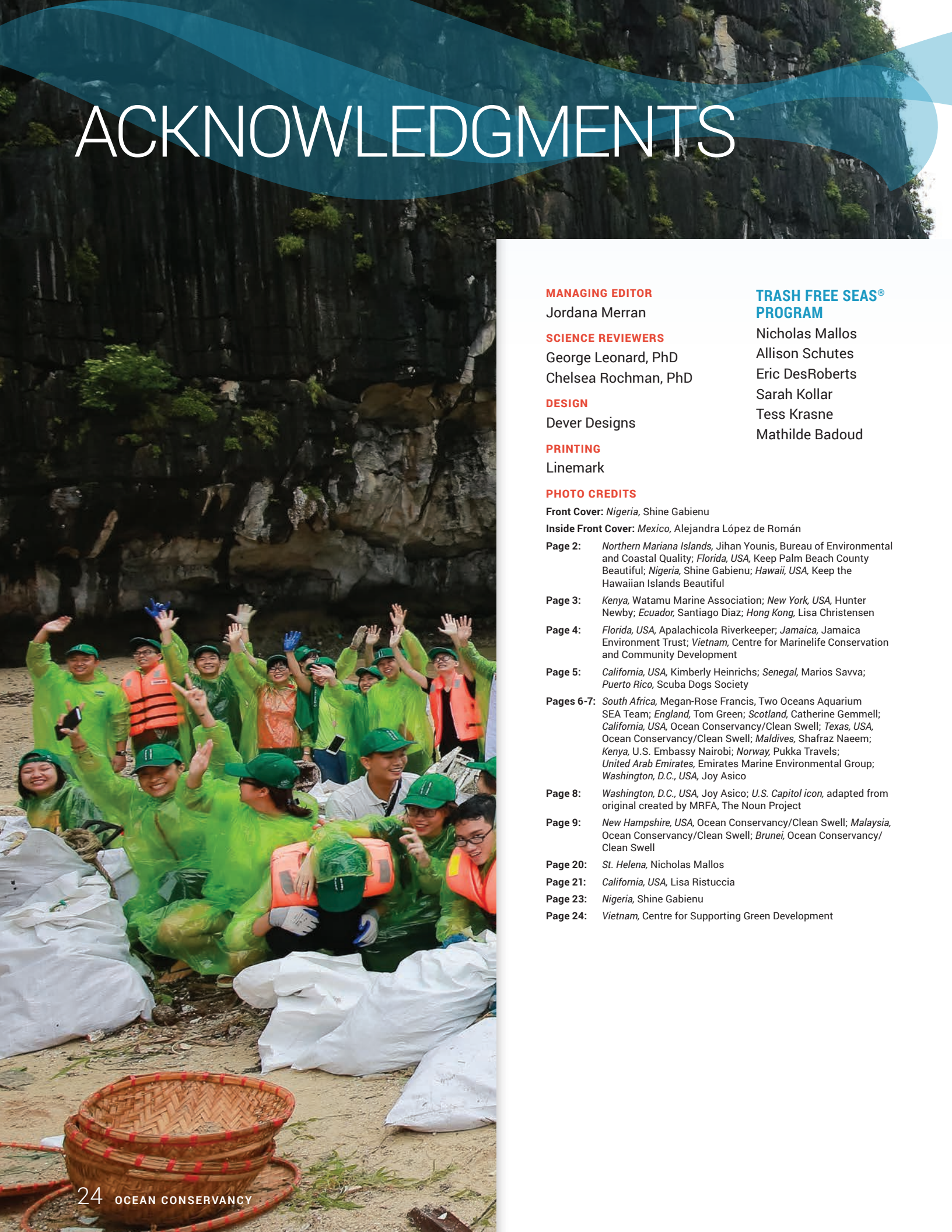
Washington CoastSavers  
Jon Schmidt

## WISCONSIN

Alliance for the Great Lakes  
Todd Brennan & Tyrone Dobson



# ACKNOWLEDGMENTS



## MANAGING EDITOR

Jordana Merran

## SCIENCE REVIEWERS

George Leonard, PhD

Chelsea Rochman, PhD

## DESIGN

Dever Designs

## PRINTING

Linemark

## PHOTO CREDITS

Front Cover: *Nigeria*, Shine Gabienu

Inside Front Cover: *Mexico*, Alejandra López de Román

Page 2: *Northern Mariana Islands*, Jihan Younis, Bureau of Environment and Coastal Quality; *Florida, USA*, Keep Palm Beach County Beautiful; *Nigeria*, Shine Gabienu; *Hawaii, USA*, Keep the Hawaiian Islands Beautiful

Page 3: *Kenya*, Watamu Marine Association; *New York, USA*, Hunter Newby; *Ecuador*, Santiago Diaz; *Hong Kong*, Lisa Christensen

Page 4: *Florida, USA*, Apalachicola Riverkeeper; *Jamaica*, Jamaica Environment Trust; *Vietnam*, Centre for Marinelife Conservation and Community Development

Page 5: *California, USA*, Kimberly Heinrichs; *Senegal*, Marios Savva; *Puerto Rico*, Scuba Dogs Society

Pages 6-7: *South Africa*, Megan-Rose Francis, Two Oceans Aquarium SEA Team; *England*, Tom Green; *Scotland*, Catherine Gemmill; *California, USA*, Ocean Conservancy/Clean Swell; *Texas, USA*, Ocean Conservancy/Clean Swell; *Maldives*, Shafraz Naeem; *Kenya*, U.S. Embassy Nairobi; *Norway*, Pukka Travels; *United Arab Emirates*, Emirates Marine Environmental Group; *Washington, D.C., USA*, Joy Asico

Page 8: *Washington, D.C., USA*, Joy Asico; *U.S. Capitol icon*, adapted from original created by MRFA, The Noun Project

Page 9: *New Hampshire, USA*, Ocean Conservancy/Clean Swell; *Malaysia*, Ocean Conservancy/Clean Swell; *Brunei*, Ocean Conservancy/Clean Swell

Page 20: *St. Helena*, Nicholas Mallos

Page 21: *California, USA*, Lisa Ristuccia

Page 23: *Nigeria*, Shine Gabienu

Page 24: *Vietnam*, Centre for Supporting Green Development





# Limpeza Costeira Internacional

التنظيف الساحلي الدولي

2023







Limpeza Costeira Internacional

Nettoyage des Côtes Internationales

التنظيف الدولي للسواحل

अंतरराष्ट्रीय तटीय सफाई

海滩清洁日

ΠΑΓΚΟΣΜΙΟΣ  
ΕΘΕΛΟΝΤΙΚΟΣ

国際海岸クリーンアップ

Limpeza Internacional de Costas

очистке побережья

Международ



1300 19th Street, NW, 8th Floor  
Washington, DC 20036

With offices in Alaska and on the  
West, Gulf and East coasts.

TOLL-FREE +1 800.519.1541

#### FOLLOW US

 [www.oceanconservancy.org](http://www.oceanconservancy.org)

 [facebook.com/oceanconservancy](https://facebook.com/oceanconservancy)

 [twitter.com/ourocean](https://twitter.com/ourocean)

 [instagram.com/oceanconservancy](https://instagram.com/oceanconservancy)