

WE CLEAN ON



2021 REPORT

CONTENTS

1

A Message From Ocean Conservancy's CEO

2

Cleaning on, Together Apart

4

Coordinators Cleaning On

8

Partnering to Clean on

10

35 Years of Data

12

New Science on Ocean Plastic

14

2020 Data at a Glance

16

International Ocean Trash Index

18

United States Ocean Trash Index

22

2020 Cleanup Coordinators

26

2020 Supporting Partners

28

Acknowledgments



Italy

A MESSAGE FROM Ocean Conservancy's CEO

Since our first events on the Texas coast 35 years ago, the International Coastal Cleanup™ has faced its share of challenges. The growing effects of climate change have meant stronger storm seasons, which have taken a hard toll on coastal communities across the globe and led to canceled cleanups and more debris on beaches. The precipitous rise of single-use plastic production has dramatically changed the type and amount of trash we collect over 35 years. In most years since 2017, the top ten most commonly found items have all been plastic, and this trend shows no sign of slowing.

Still, we have never encountered a challenge like COVID-19, which has led to an unfathomable loss of life and new variants that continue to put people in harm's way. As much of the world went into lockdown in 2020, community cleanup events that form the heart of the ICC were not possible. Packaging waste from food takeaway and delivery rose as people sought to support local restaurants; the sudden necessity of

Personal Protective Equipment (PPE), including masks and gloves, meant that we had to contend with a new type of everyday plastic on our beaches and in our neighborhoods.

I'm proud to say that in the face of adversity, we cleaned on.

In spite of incredible hardship, the network of ICC coordinators and volunteers found ways to stay connected to each other and to our ocean. Over 220,000 of you participated in solo or small group cleanups, removing more than 5 million pounds of trash from beaches, waterways and local communities. You gathered critical data that allowed us to publish a report on the rise of PPE and how to tackle this growing issue. And thousands of you took action from home, making changes in your own plastic habits and calling for governments to pass meaningful legislation that will make a difference.

In last year's ICC report, I wrote about Ocean Conservancy's commitment to justice in the wake of a global reckoning

about racism and police brutality. Today, we carry on that commitment, both as we navigate how to better incorporate justice and equity into our work for our ocean; but also in the face of the global inequities brought to bear by COVID-19. As much of the world begins to reap the benefits of vaccinations, we remain conscious that this has not been an equitable return to normal. Know that whatever the circumstances are in your country, Ocean Conservancy acknowledges your struggle.

So thank you to all of the partners and coordinators who have made the ICC possible over the past 35 years; to all the volunteers who cleaned on in 2020; and to all of you preparing to join a cleanup this fall. We couldn't accomplish all that we've done without your efforts.

For our ocean, and for each other,



Janis Searles Jones



CLEANING ON TOGETHER APART

Planning an International Coastal Cleanup (ICC) event takes dedication and effort in the best of times. But the COVID-19 pandemic created unprecedented hurdles for even the most seasoned coordinators and volunteers. By March 2020, it became apparent that all of us would have to make changes in our daily lives to stay safe. Ocean Conservancy adapted by developing guidelines for conducting cleanups that keep volunteers safely distanced and employ extra precautions for good hygiene. We also added a new category of debris for volunteers to track during ICC events and on the Clean Swell® app—Personal Protective Equipment or PPE. And we worked to support ICC coordinators and volunteers on the ground who were able to conduct cleanups safely during the pandemic.

To everyone who was able to join a small group cleanup, conduct a solo cleanup, or join in virtually: we thank you.

“I was inspired by volunteers and partners creatively adapting to the COVID situation so they could still contribute to our cleanup.”

—**Heidi Tait**, Tangaroa Blue Foundation, Australia

“We had to get super creative on how to put on beach cleanups. Thank goodness for the Clean Swell app, which allowed us to track the trash picked up during our cleanups and go paper-free.”

—**Renee Tuggle**, Texas General Land Office, Adopt-A-Beach, USA

“This year we managed to carry out our underwater cleaning operation safely with all the COVID restrictions, with over 100 divers. Top officials of the Ministry of Environmental Protection participated, another significant achievement.”

—**Galia Pasternak**, The Israeli Diving Federation, Israel



“Despite the confinement by COVID, we were able to carry out five cleanups in various parts of our territory with great joy.”

—Eileen Martes, Sentidos de la Tierra, Colombia



Trinidad and Tobago



Colombia



Florida, USA

COORDINATORS

CLEANING ON



Florida, USA

Country and U.S. state coordinators are the heart of the International Coastal Cleanup. Year after year, this network of 500+ leaders representing cleanup organizations around the globe plan and run countless events for volunteers to join. Despite the extraordinary circumstances, ICC coordinators demonstrated their commitment to a clean and healthy ocean throughout 2020. From organizing virtual learning events in their communities, to establishing do-it-yourself cleanup supply pick-up stations, to even hosting small events where possible, their dedication to the ICC made waves. You can hear it for yourself, here, where we asked coordinators to share how cleanups past and present have inspired their work.

“I first participated in an ICC cleanup back in 2003. I finally found a cause and organization that was addressing an issue that I was already deeply concerned with. It gave me an avenue to clean the beach like I always did but for a greater cause.”

—**Jennifer Winters**, ICC Coordinator for Volusia County, Florida, USA

Every action is progress

Federico Morisio volunteers with ICC partner Marevivo in Italy. A professional windsurfer, he says the sea is like a brother and his best partner for adventures. “In the last few years, I have seen ocean pollution rapidly spread and a growing deterioration of marine ecosystems and their balances,” he notes. “Every small gesture that each of us can do may seem insignificant but it is actually something revolutionary. From cleanup experiences, I’ve been learning that together we can do a lot and that the individual contributions are what will save our seas and oceans.”



Italy



Vietnam

Inspiring a lasting commitment to clean

Nguyen Thu Hue volunteered for her first ICC cleanup in Vietnam 20 years ago. A founder of the Centre for Marinelife Conservation and Community Development (MCD), she was inspired to see her organization conduct a cleanup in the Nam Dinh Province in 2020 without her direct involvement. Nguyen says this shows that her staff are collectively committed to making a difference, a commitment she hopes will last for generations to come. In the spirit of sustaining the momentum of cleanups and conservation, Ocean Conservancy and MCD partnered to support Vietnam's National Action Plan to reduce marine plastic debris and launch a waste capture device in Vietnam's Song Hong (also known as the Red River) and its tributaries in Nam Dinh. In less than six months, this "trash trapper" has already collected over 2,000 pounds of trash.

"Since 1995, Emirates Diving Association has reported 54,535 kilograms of marine litter to Ocean Conservancy that was collected by our members volunteering through the Cleanup Arabia campaign."

—Ally Landes, Emirates Diving Association, United Arab Emirates

Many small cleanups in Tanzania

For Muddy Kimwery of Nipe Fagio in Tanzania, 2020 was a year of historical milestones. "We were able to involve a much bigger audience in the cleanups across Tanzania because we kept the cleanups smaller and more numerous," he says. "Our cleanups had hand washing stations and we recommended that participants wear masks." Nipe Fagio had outstanding participation in 2020 cleanups because "we connected the cleanups to data collection and advocacy through several initiatives, including the Plastiki Yako Mazingira Yetu (Your Plastic Our Environment) campaign, which calls for a ban on single-use plastic in Tanzania and East Africa.



Tanzania

A memorable cleanup on Robben Island, South Africa

John Kieser of Plastics SA recalls a particularly exciting cleanup with the Ministry of the Environment and journalists on Robben Island where Nelson Mandela was imprisoned. “We all went across to the island with senior staff of the island management and former political prisoners,” he says. Importantly, the group had a team on the island for two weeks prior to the event and cleaned years of accumulated trash from sections of the site. The team showed how two dumpsites of the island and an outdated incinerator next to an African Penguin colony were polluting the environment. “The cleanup and the exposure to the three polluting issues led to the decommissioning of the incinerator and the removal and closure of the two large dumping sites,” John reports. “If it was not for the cleanup, the waste management on the island might have still been the same.”



South Africa

“The most memorable moment of the ICC for me is the selfless service of the volunteers, who leave their homes early in the morning to participate in the cleanup.”

—**Virginie Sealys**, Caribbean Youth Environment Network of Saint Lucia, Saint Lucia



Interesting finds on Long Island, New York

Nearly three dozen volunteers turned out to collect debris from the outfall ravine that would have otherwise made its way to Long Island, New York’s Great South Bay. Janet Marie Soley of Save the Great South Bay says, “They removed nearly 80 contractor bags of debris from one of the more remote cleanups we have completed.” Volunteers bravely battled the bramble bushes to pick up “hundreds of plastic bottles and cans, lawn furniture, and car parts.” She notes that they found a particularly unique item. “An aged, but otherwise pristine United States Marine Corps flag that was taken home by a younger volunteer for a good washing before being hung again with pride and respect.”

Committed citizens, changing the world

"It never ceases to blow me away how the ICC is the perfect example of how small-scale efforts can become international initiatives and how collaborative collective effort can bring about global change," reflects Katie O'Hara of the Loggerhead Marinelife Center in Florida. She says the ICC embodies the famous Margaret Mead quote: "Never doubt that a small group of thoughtful, committed citizens can change the world; indeed, it's the only thing that ever has." Katie recalls that volunteers are often visibly baffled by the amount of debris that can be collected in a single cleanup. "We consistently are asked whether all that come from today!" She says, "It's incredibly powerful to watch people's perspective of the issue of marine debris change just by seeing the extent of the issue firsthand."



"One of my favorite things about being part of the ICC is the recycling station we installed thanks to Ocean Conservancy. Every time I pass by, I see the Ocean Conservancy logo next to Ecopazifico and I could not be more proud."

—Rommy Schreiber, Ecopazifico, Colombia



Pennsylvania, 2018

Power in numbers

Keep Pennsylvania Beautiful has been an ICC partner since 2007 and 115,000 Pennsylvanians have made the cleanup program a success. "Through nearly 4,800 ICC events, 6.8 million pounds of trash and debris and 23,421 tires have been removed from the Pennsylvania landscape in both waterway and inland cleanups," says Michelle Dunn, ICC Coordinator for the state. "Each year, between September and October, organized groups, families, friends and neighbors come together to prevent litter from making its way downstream to our ocean."

PARTNERING TO CLEAN ON

15 Years of Partnership and Progress

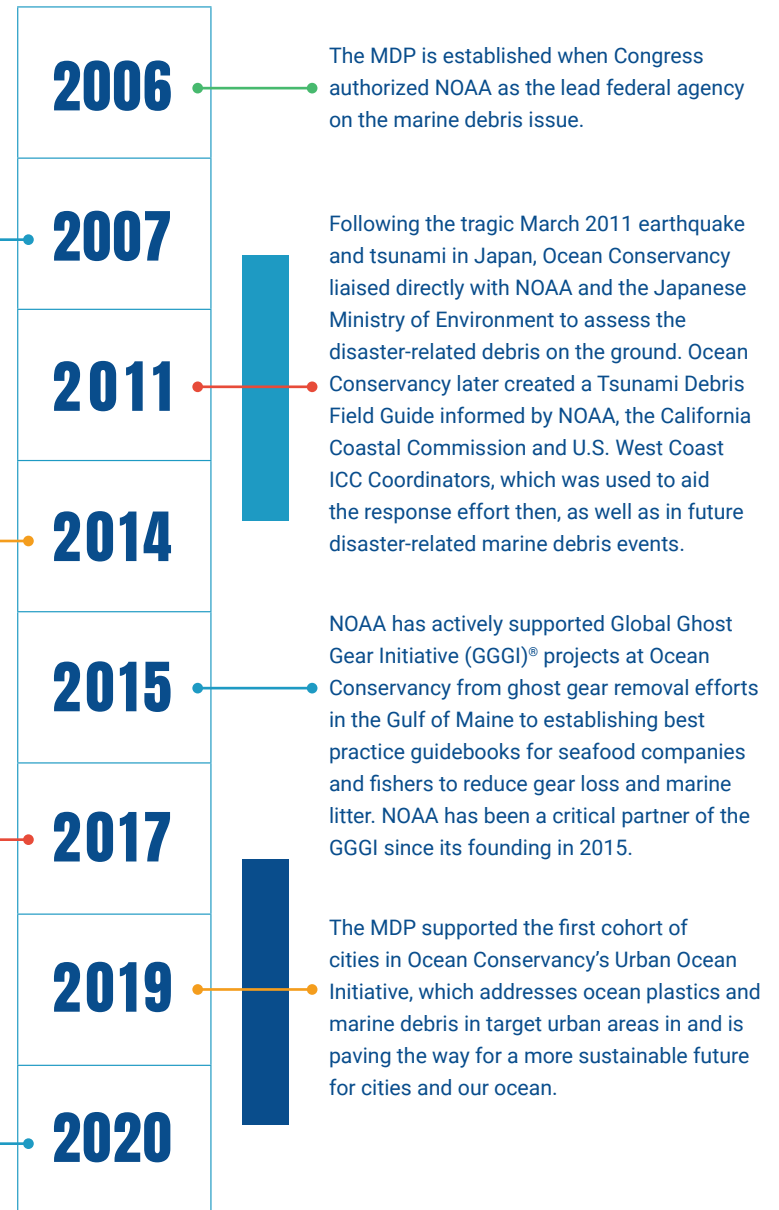
Ocean Conservancy's 15-year partnership with the National Oceanic and Atmospheric Administration's (NOAA) Marine Debris Program (MDP) is an instrumental part of our work tackling ocean plastic pollution. Together through the International Coastal Cleanup (ICC), we have mobilized hundreds of thousands of volunteers, documented the types and volume of trash removed, and raised awareness of the marine debris crisis. But the ICC is just one of the many ways Ocean Conservancy partners with NOAA. Over the years, we have worked jointly on research, education, and innovative pilot projects to raise awareness and help prevent marine debris. "Together, Ocean Conservancy and MDP have made waves," said MDP Director Nancy Wallace. "Over the last 15 years, this partnership has helped create a healthier ocean and more resilient coastal communities and we hope to achieve even more in the years to come."

With funding from NOAA, Ocean Conservancy conducted underwater and shoreline cleanups of old fishing gear and trained volunteers in Florida to educate anglers about fishing line recycling, helping minimize impact to marine wildlife.

Ocean Conservancy developed the *Talking Trash & Taking Action* education program in partnership with the MDP. This toolkit has reached an estimated 20,000 people—from boardrooms to classrooms—with information and activities that target debris prevention and conscious consumer action.

Ocean Conservancy, MDP and Australia's Commonwealth Scientific and Industrial Research Organisation (CSIRO) collaborated to perform a first-ever comprehensive analysis of ICC, NOAA and CSIRO cleanup data in the U.S., revealing marine debris hotspots in the U.S. and illuminating policies that effectively reduce litter.

The MDP has begun implementing a US-Mexico-Canada Agreement program that will prevent and remove marine debris in North America. Ocean Conservancy is collaborating with NOAA and the U.S. State Department about the many ways we can support this trilateral engagement.



Since 1997, the Brunswick Public Foundation has sponsored the International Coastal Cleanup (ICC) through support of Ocean Conservancy's Good Mate Program. The Good Mate Program provides best practices to help boaters look beyond the bow and make a difference on the water or at the dock. We celebrate all those who have helped keep our lakes, rivers, and marine environments clean and healthy.

The International Coastal Cleanup (ICC) benefits from the unique cleanup experiences and data recorded by divers, thanks in large part to Ocean Conservancy's partnership with Project AWARE. Through their Dive Against Debris program, divers are able to report the types of sunken debris they collect which in turn contribute to the global ICC database, helping us all see the bigger picture of the ocean trash issue, above and below the surface.

Lake Allatoona,
Georgia

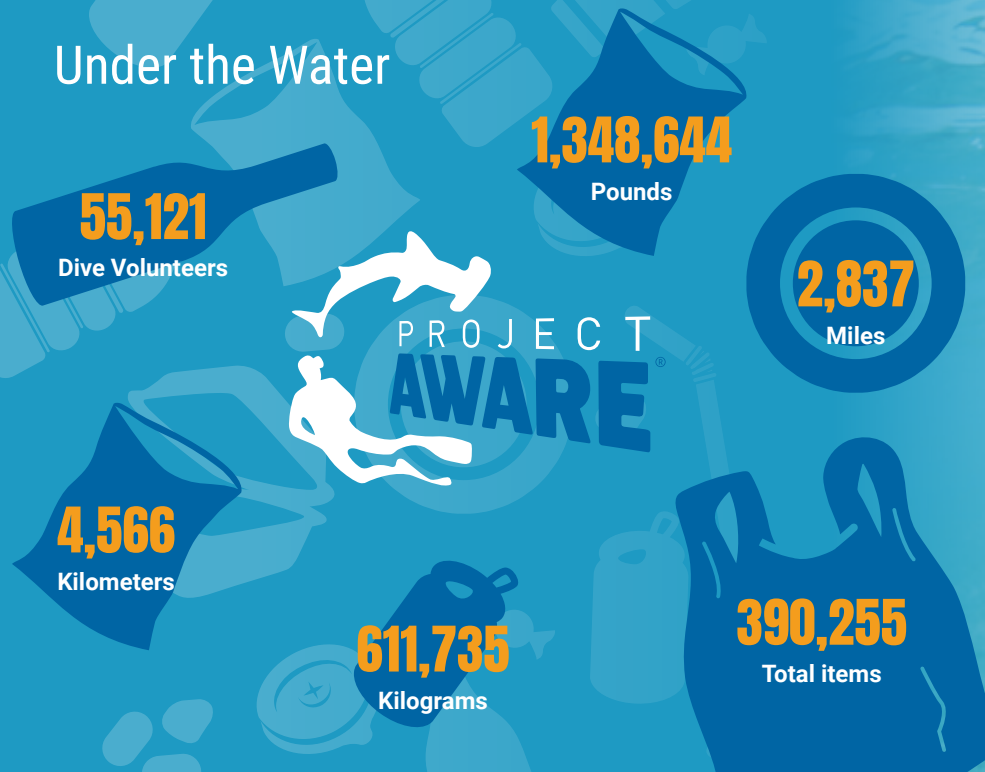
PARTNERSHIPS ON AND UNDER THE WATER

2010–2020: A Decade of Data

On the Water



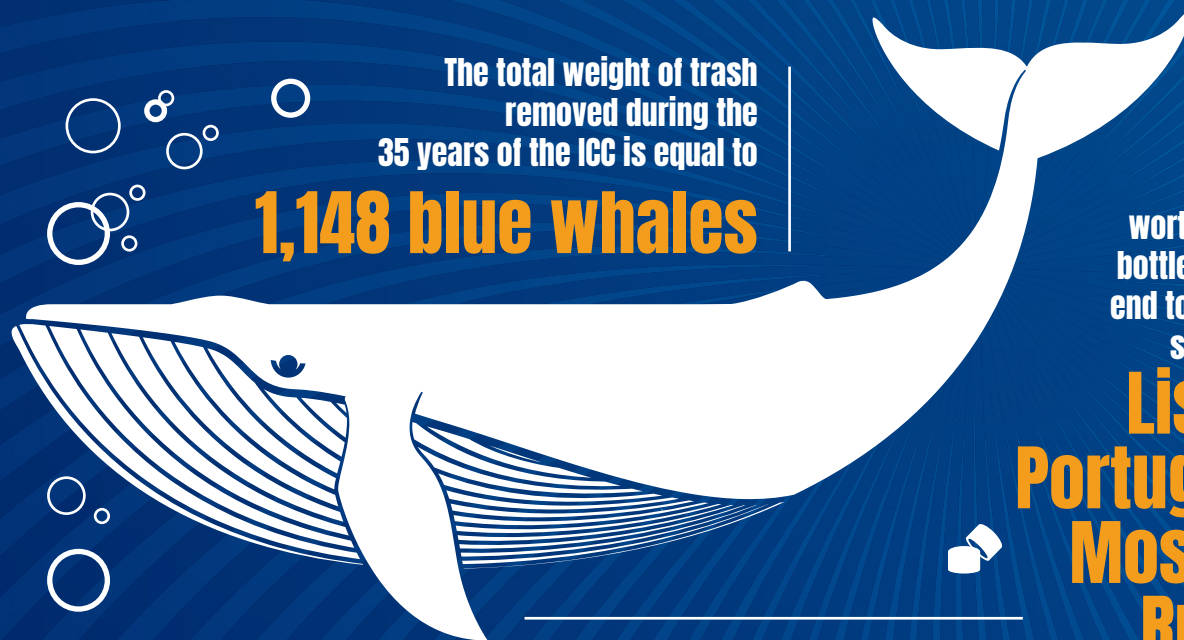
Under the Water



35 YEARS OF DATA

While the direct impact of removing trash from our beaches and waterways cannot be understated, the data that International Coastal Cleanup volunteers collect are in many ways just as important. By marking each individual item, we have helped raise awareness, inform policies, and shed light on emerging trends in the kinds of trash at risk of entering our ocean. Over the past 35 years of cleanups, we have seen trash trends come and go, but one has stood out above all others: the steady rise of plastics.

Since our first ICC in 1986, over 16.5 million volunteers globally have collected and logged 357,102,419 items, totaling over 344 million pounds of trash. Of the most commonly collected items globally, only 30 percent were generally recyclable—and of these, roughly half were plastic items that could have otherwise provided valuable material to recyclers.



The total weight of trash removed during the 35 years of the ICC is equal to

1,148 blue whales

35 years' worth of plastic bottles arranged end to end would stretch from

Lisbon, Portugal to Moscow, Russia

The straws and stirrers collected over 35 years would stretch the entire

length of the Himalayas

ICC GRAND TOTALS

16,576,518

People

344,521,233

Pounds

156,272,203

Kilograms

514,218

Miles

827,554

Kilometers



We've collected enough plastic grocery bags to cover **1,196** Olympic-sized swimming pools, when laid flat

357,102,419
Items Collected

Of the millions of commonly collected items in the United States over the last 35 years of the ICC, 69% are effectively unrecyclable. And nearly half of these are food- and beverage-related. These items, including straws, cutlery, and most takeaway food containers, cannot be processed in curbside recycling programs and have no place to go other than the landfill or the environment.

In the summer of 2021, Ocean Conservancy conducted a survey to find out more about Americans' food delivery and takeout consumption and their perceptions of what can and can't be recycled.

- People are ordering a lot of takeout and delivery—and a lot of it is coming in non-recyclable plastic packaging.
 - 71% of Americans reported ordering takeout or delivery between 1–3 times in a week.
 - 46% of Americans reported receiving their takeout in expanded polystyrene (foam) clamshell containers, followed by containers with clear plastic lids and black plastic bottoms (39%), and paper containers, which are typically coated with plastic (37%).
- People simply don't know what is and is not recyclable.
 - On average, six in 10 Americans made incorrect assumptions about the recyclability of plastic delivery food containers.
- People want change.
 - Nearly nine out of 10 Americans think it is important to increase the use of recyclable takeout containers and phase out non-recyclable containers.
 - 60% Americans would support local ordinances improving recyclability standards for takeout containers.
 - One in three Americans would be willing to subscribe to a local low-cost reusable take out container return program.

The last 35 years of the ICC have showed us that everyone has a role to play in stopping plastic pollution. Individuals can do their part by joining cleanups, cutting out single-use plastic items when possible, and staying informed on local recycling rules. But we also need transformational changes from governments and corporations: bans on harmful single-use plastic items, improving waste management systems, and increasing demand for recycled plastic through recycled content standards will all go a long way to stemming the tide of plastic entering our waters.

Is That Being Recycled?

Rules and regulations about recycling can differ dramatically based on your location; but across the United States, most takeaway food containers are not accepted in your curbside recycling bin.

Foam Clamshells?

No! Expanded polystyrene (foam) generally cannot be recycled, but nearly a third of Americans believed that it can be.

Black Plastic Containers with Clear Plastic Lids?

No! Black plastic generally cannot be recycled, but 63% of Americans believed that it can be.

Coated Paper Containers?

No! These paper containers generally contain a plastic lining, which renders them unrecyclable. 57% of Americans believed these items could be recycled, while another 20% believed they could be composted.

Pizza boxes?

Yes! Double check locally, but pizza boxes without oil stains can generally be recycled—just empty the box of stray slices, crust and cheese. And pizza boxes can always be composted, regardless of oiliness—something only 16% of Americans are aware of.

NEW SCIENCE ON OCEAN PLASTIC

In recent years, ocean plastics research has swelled—and 2020 was no exception. This year we saw dozens of studies that showed the dramatic impact of plastic pollution on our environment, wildlife, and even on human health. Equipped with robust research, scientists help inform what individuals, corporations and governments can do to reduce plastic pollution and its harmful effects. Dr. Britta Baechler, Senior Manager of Ocean Plastics Research at Ocean Conservancy, highlights the past year's most notable science on ocean plastics.



Oregon

Ocean Conservancy scientists collaborated with researchers around the world to report that the United States is a **TOP CONTRIBUTOR TO COASTAL PLASTIC POLLUTION** (Law et al. 2020; Science Advances).

The percentage of the ocean surface currently “at risk” due to microplastic pollution could **TRIPLE BY 2050 AND INCREASE NEARLY TEN-FOLD BY 2100 WITHOUT INTERVENTION** (Everaert et al. 2020; Environmental Pollution).

New evidence shows microplastics are **PRESENT ON MOUNT EVEREST** (Napper et al. 2020; One Earth) and **ABOVE EARTH'S PLANETARY BOUNDARY LAYER** (González-Pleiter et al. 2021; Science of the Total Environment) showing the reach of the global microplastics cycle.

Our scientists contributed to a study that found between 24 and **35 MILLION METRIC TONS OF PLASTICS ENTERED GLOBAL AQUATIC ECOSYSTEMS IN 2020** (Borrelle et al. 2020; Science), highlighting the need to reduce the production of plastics, enact broad-scale governance to better manage plastics, and fund and execute environmental cleanups to ensure we hit **GLOBAL TARGETS TO REDUCE PLASTIC WASTE** (Lau et al. 2020; Science).

A portrait of Dr. Britta Baechler, a woman with long brown hair, wearing a grey beanie and a dark jacket, smiling. The background shows a rocky coastline with the ocean.

Dr. Britta Baechler is an expert in microplastics exposure in shellfish and food systems. She leads Ocean Conservancy's plastics science research efforts.

Approximately half of the 6 million metric tons of microfibers released from laundry between 1950 and 2016 **HAVE ENTERED WATER BODIES** (Gavigan et al. 2020; PLOS ONE).

A review of recent research found that **60% OF FISH STUDIED GLOBALLY CONTAINED MICROPLASTICS**, with carnivorous fish containing higher levels than omnivores (Sequeira et al. 2020; Marine Pollution Bulletin).

Children take in roughly 550 and adults 880 microplastics per day through breathing and consumption of **EIGHT FOOD AND BEVERAGE CATEGORIES INCLUDING FISH, WATER, AND MILK** (Mohamed Nor et al. 2021; Environmental Science and Technology).

Microplastics were first **DETECTED IN HUMAN PLACENTAS IN 2020**, in both maternal and fetal membranes (Ragusa et al. 2020; Environment International).

The COVID-19 pandemic created a surge in use of PPE with nearly **3 MILLION FACE MASKS USED PER MINUTE** (Prata et al. 2020; Environmental Science and Technology) which can **RELEASE 173,000 MICROPLASTIC MICOFIBERS PER DAY** into the marine environment (Saliu et al. 2021; Environmental Advances).

ICC Data in Action

ICC volunteers have been contributing to the world's largest database on marine debris for 35 years. This incredible treasure trove of data is used by scientists, environmentalists, governments and others to better understand and characterize the global plastic pollution problem. In 2020 and 2021 alone, at least 20 peer-reviewed scientific publications cited ICC data. One exciting study collated over 12 million ICC and other related data points to determine that 80% of global litter is plastic and is dominated by food and beverage items, including plastic bags, bottles, food containers and wrappers (Morales-Caselles et al. 2021). These findings will help inform important plastic reduction policies. We love seeing volunteers' data put to good use!

South Africa



2020 DATA AT A GLANCE

Topline Data

People	221,589
Pounds	5,229,065
Kilograms	2,371,864
Miles	49,635
Kilometers	79,880
Total Items	8,066,072

Tiny Trash

Items measuring less than 2.5cm

Foam Pieces	364,218
Glass Pieces	81,002
Plastic Pieces	1,685,206

Top Ten Items Recorded

1	Cigarette Butts	964,521
2	Beverage Bottles (plastic)	627,014
3	Food Wrappers (candy, chips, etc.)	573,534
4	Other Trash* (Clean Swell)	519,438
5	Bottle Caps (plastic)	409,855
6	Grocery Bags (plastic)	272,399
7	Straws, Stirrers	224,170
8	Take Out/Away Containers (plastic)	222,289
9	Beverage Cans	162,750
10	Beverage Bottles (glass)	146,255

*Other Trash refers to items that are collected by volunteers using the Clean Swell mobile app that do not fall in a specific category. These other items range in material type and size. Examples include indiscernible plastic pieces, clothing and metal pieces. Notably for 2020, it is likely that Personal Protective Equipment (PPE) items were logged in this category before a specific category was created for it on Clean Swell.

One year after the World Health Organization officially declared the COVID-19 outbreak a pandemic, Ocean Conservancy released a first-of-its-kind report tracking Personal Protective Equipment (PPE) pollution and its impact on the ocean.

As coordinators began to report seeing masks, gloves, and other PPE, we quickly recognized that this problem was not going away. The ICC network mobilized to begin tracking the amount of PPE found by adding it as a category on our Clean Swell app. In only six months (July 2020–January 2021), what volunteers and coordinators found was extraordinary.

107,219

107,219 individual pieces of PPE collected by volunteers

50%

Half of the survey respondents reported seeing PPE pollution on a daily basis

94%

94% of volunteers and cleanup leaders surveyed found PPE at a cleanup, with 50% finding 1–5 pieces of PPE and 40% finding 5 or more pieces of PPE











75%

Volunteers and coordinators reported that 75% of PPE they encountered was single-use/disposable











BY THE NUMBERS

INTERNATIONAL

OCEAN TRASH INDEX











Location	Volunteers	Pounds	Kilograms	Miles	Kilometers	Total Items Collected	1	2	3	4	5	6	7	8	9	10
							 Cigarette Butts	 Beverage Bottles (Plastic)	 Food Wrappers (candy, chips, etc.)	 Other Trash (Clean Swell)	 Bottle Caps (Plastic)	 Grocery Bags (Plastic)	 Straws, Stirrers	 Take Out/Away Containers (Plastic)	 Beverage Cans	 Beverage Bottles (Glass)
Åland Islands	181	5,368	2,435	621.3	1,000.0	1,000	—	—	—	—	—	—	—	—	—	—
Antigua and Barbuda	261	4,310	1,955	7.2	11.6	6,490	63	1,241	370	392	548	191	167	102	329	682
Argentina	60	746	338	0.1	0.1	1	0	0	0	0	0	0	0	0	0	0
Aruba	3	53	24	0.1	0.1	1	0	0	0	0	0	0	0	0	0	0
Australia	1,308	7,294	3,308	115.4	185.7	68,971	5,555	1,608	8,826	208	20	465	1,912	48	1,836	1,432
Austria	4	11	5	0.1	0.2	2	—	—	—	—	—	—	—	—	—	—
Bangladesh	560	1,918	870	2.0	3.2	23,725	5,132	1,170	7,890	0	560	459	1,232	1,780	67	54
Barbados	809	5,196	2,357	29.4	47.3	51,142	1,328	2,915	3,004	0	6,900	635	821	472	484	1,298
Belize	34	1,309	594	1.7	2.8	1,891	40	58	134	390	174	54	48	12	16	44
Bermuda	400	7,498	3,400	25.8	41.5	26,964	1,601	1,230	812	125	1,691	244	166	259	697	2,395
Bonaire	17	13	6	0.2	0.3	1,829	1,036	3	34	0	61	15	55	0	6	11
Brazil	108	288	131	7.2	11.7	2,370	46	281	188	315	185	101	52	41	48	43
British Virgin Islands	9	144	65	0.4	0.7	1,023	0	170	30	84	20	22	8	22	90	168
Brunei	545	2,860	1,297	69.7	112.1	7,583	108	2,816	293	444	400	346	126	315	239	173
Burundi	25	150	68	0.1	0.1	1	—	—	—	—	—	—	—	—	—	—
Cameroon	121	601	273	0.7	1.1	61,619	1,001	1,311	3,002	0	12,333	0	0	30,231	311	432
Canada	10,129	78,433	35,569	951.1	1,530.3	243,555	75,541	6,195	18,470	530	10,316	6,920	4,098	2,029	8,562	2,807
Cayman Islands	24	36	16	3.2	5.1	180	0	15	1	3	50	9	1	2	4	2
Chile	21	47	21	0.5	0.7	1,699	991	10	111	99	48	41	29	14	11	9
China	3	47	21	0.3	0.4	75	4	3	4	3	5	5	5	4	1	4
Colombia	158	25,628	11,622	13.8	22.1	23,437	285	4,970	3,261	0	1,302	673	590	1,000	228	577
Costa Rica	60	924	419	0.1	0.1	1	—	—	—	—	—	—	—	—	—	—
Croatia	15	397	180	0.2	0.3	110	0	10	0	0	0	17	0	0	0	46
Cyprus	2,021	26,755	12,136	0.2	0.3	1,422	158	87	16	0	0	6	31	5	100	115
Denmark	7	74	33	0.5	0.7	705	144	0	126	43	13	7	9	7	5	3
Dominican Republic	177	1,399	634	2.4	3.9	4,687	111	289	77	300	157	117	123	115	135	208
Egypt	94	1,294	587	1.2	2.0	2	—	—	—	—	—	—	—	—	—	—
Estonia	40	4,836	2,193	5.0	8.0	68	—	—	—	—	—	—	—	—	—	—

TOP 10 ITEMS COLLECTED GLOBALLY











Location	Volunteers	Pounds	Kilograms	Miles	Kilometers	Total Items Collected	1	2	3	4	5	6	7	8	9	10
							 Cigarette Butts	 Beverage Bottles (Plastic)	 Food Wrappers (candy, chips, etc.)	 Other Trash (Clean Swell)	 Bottle Caps (Plastic)	 Grocery Bags (Plastic)	 Straws, Stirrers	 Take Out/Away Containers (Plastic)	 Beverage Cans	 Beverage Bottles (Glass)
Finland	94	26,410	11,977	3.7	5.9	14	0	0	0	0	0	1	0	0	0	0
France	6	4	2	0.6	0.9	28	4	1	3	0	0	2	4	0	0	1
Germany	369	183	83	3,671.7	5,907.7	7,115	4,229	26	462	28	81	64	80	49	29	80
Ghana	1,615	55,048	24,964	7.6	12.2	1,882,390	221,001	170,987	32,506	0	17,127	11,582	37,540	34,487	770	653
Greece	2,318	46,297	21,000	51.6	83.0	103,548	237	175	70	256	226	105	150	19	61	18
Grenada	148	2,453	1,113	7.4	12.0	17,523	1,019	4,231	1,348	2	869	242	202	105	653	671
Guam	78	278	126	11.4	18.3	4,593	18	129	101	292	1,388	41	24	3	119	16
Guatemala	14	121	55	1.1	1.8	871	0	247	2	6	199	0	16	24	1	174
Guyana	35	989	449	0.4	0.7	6,165	2	3,856	50	0	889	50	2	12	143	599
Hong Kong	186	2,621	1,189	4.9	7.9	11,872	137	489	1,088	131	1,318	195	608	308	98	44
India	211	3,807	1,727	3.0	4.8	1,485	145	64	160	11	276	37	36	65	12	15
Indonesia	4,350	61,283	27,792	113.7	182.9	64,845	13,026	4,870	7,321	4,246	2,855	4,435	4,457	2,739	990	1,324
Ireland	117	1,170	531	37.5	60.3	2,397	154	199	197	219	90	67	10	72	202	42
Israel	12,206	15,211	6,898	16.3	26.2	9,999	3,722	432	947	239	396	1,192	57	305	112	31
Italy	1,301	21,468	9,736	37.7	60.6	23,373	10,110	1,193	777	1,889	820	234	270	365	514	585
Jamaica	434	9,781	4,436	15.0	24.1	53,575	456	16,821	2,789	2,555	8,618	2,430	451	918	1,202	2,473
Japan	4,152	18,952	8,595	48.8	78.5	82,055	4,774	4,746	3,670	304	4,194	1,721	1,102	3,946	2,255	1,546
Kenya	4,409	131,939	59,834	86.6	139.3	197,143	16,856	33,661	45,984	1,162	35,675	1,725	4,324	5,049	1,780	4,372
Kuwait	8	30	13	0.7	1.1	88	14	9	5	3	1	5	1	11	3	2
Macao	21	84	38	0.2	0.3	377	1	45	8	0	10	0	1	10	4	22
Malawi	15	107	49	4.5	7.3	1,146	36	104	17	49	224	52	25	9	20	150
Malaysia	4,000	36,191	16,413	192.2	309.2	175,619	23,797	30,291	13,858	7,426	10,008	9,730	7,090	5,643	4,333	2,932
Maldives	5	9	4	0.3	0.4	5	0	0	0	0	0	0	0	0	0	0
Mauritius	843	2,330	1,057	2.2	3.5	24,324	1,815	6,359	2,064	13	2,286	117	111	159	3,622	450
Mexico	3,348	19,359	8,781	61.8	99.4	66,083	8,969	5,612	2,537	3,091	5,426	2,934	871	1,042	1,834	2,228
Montserrat	33	1,353	613	1.8	2.9	1,285	0	394	0	0	134	3	0	1	11	2
Morocco	29	1,117	507	1.3	2.1	1,643	1,000	0	19	0	200	0	0	0	0	0
Mozambique	163	4,034	1,830	24.9	40.0	14,792	116	820	127	0	2,806	64	62	51	166	398

INTERNATIONAL

OCEAN TRASH INDEX











Location	Volunteers	Pounds	Kilograms	Miles	Kilometers	Total Items Collected	1	2	3	4	5	6	7	8	9	10
							 Cigarette Butts	 Beverage Bottles (Plastic)	 Food Wrappers (candy, chips, etc.)	 Other Trash (Clean Swell)	 Bottle Caps (Plastic)	 Grocery Bags (Plastic)	 Straws, Stirrers	 Take Out/Away Containers (Plastic)	 Beverage Cans	 Beverage Bottles (Glass)
Netherlands	9	212	96	4.3	6.9	466	102	48	26	13	7	49	9	8	82	11
New Zealand	22	119	54	0.5	0.8	180	0	7	35	27	2	8	6	5	4	6
Nicaragua	478	2,901	1,316	9.0	14.5	41,728	1,266	9,327	2,859	1,831	5,590	3,634	1,001	482	462	521
Nigeria	257	9,584	4,346	3.6	5.8	4,094	20	588	437	764	597	388	65	66	26	29
Northern Mariana Islands	971	9,097	4,126	64.6	103.9	14,025	1,565	786	926	320	640	654	206	321	2,267	269
Norway	17,477	1,141,474	517,764	1,651.0	2,657.0	90,031	2,596	4,901	4,009	39	2,561	1,948	784	1,322	11,102	1,182
Oman	1	1	1	0.1	0.1	1	–	–	–	–	–	–	–	–	–	–
Panama	98	5,640	2,558	0.2	0.3	4	0	0	0	0	0	0	0	0	0	0
Peru	120	512	232	3.0	4.9	2,746	115	241	169	81	131	189	27	32	69	105
Philippines	6,228	157,286	71,329	158.7	255.3	934,219	14,705	56,554	113,402	260,204	29,751	86,114	38,816	51,650	20,379	16,917
Poland	13	160	73	4.5	7.3	69	0	0	14	3	6	2	2	0	0	1
Portugal	634	4,245	1,925	18.0	28.9	53,781	18,892	410	2,006	176	1,165	204	531	229	193	274
Puerto Rico	1,968	18,122	8,219	6,047.4	9,730.2	119,635	12,011	8,076	4,563	8,618	8,732	2,332	7,728	1,962	5,054	6,026
Russia	429	8,835	4,007	7.4	11.9	330	15	0	14	0	10	0	5	0	1	11
Saudi Arabia	6	29	13	0.7	1.1	57	16	8	2	2	2	2	0	2	3	2
Senegal	73	465	211	0.9	1.5	2,208	0	517	426	154	0	313	1	28	214	48
Seychelles	34	118	54	37.3	59.9	396	0	97	3	0	3	0	3	0	11	3
Sierra Leone	3,513	1,869	848	1.6	2.6	2,319	162	150	62	114	51	145	122	49	97	113
Singapore	184	2,700	1,224	42.7	68.6	6,712	1,282	62	299	259	202	109	275	96	35	42
Sint Eustatius	165	1,495	678	4.9	7.9	1	–	–	–	–	–	–	–	–	–	–
Sint Maarten	6	284	129	0.6	1.0	474	6	142	8	17	3	7	1	2	5	51
South Africa	6,346	44,352	20,113	222.9	358.6	124,830	6,538	9,171	6,673	304	13,067	2,646	8,915	1,585	1,448	2,771
South Korea	2,441	178,394	80,901	160.4	258.1	105,795	16,991	3,567	3,724	16,942	2,230	5,758	1,699	2,046	2,810	2,237
Spain	985	9,588	4,348	10.5	16.9	86,583	15,403	1,471	2,434	332	3,299	1,179	938	799	1,702	584
Sri Lanka	3,067	52,523	23,819	56.8	91.5	114,070	2,895	27,400	13,132	0	5,781	7,990	2,793	1,489	2,316	9,770
St Kitts & Nevis	225	2,698	1,224	9.4	15.2	9,284	60	2,501	399	241	1,061	397	219	87	311	390

TOP 10 ITEMS COLLECTED GLOBALLY











Location	Volunteers	Pounds	Kilograms	Miles	Kilometers	Total Items Collected	1	2	3	4	5	6	7	8	9	10
							 Cigarette Butts	 Beverage Bottles (Plastic)	 Food Wrappers (candy, chips, etc.)	 Other Trash (Clean Swell)	 Bottle Caps (Plastic)	 Grocery Bags (Plastic)	 Straws, Stirrers	 Take Out/Away Containers (Plastic)	 Beverage Cans	 Beverage Bottles (Glass)
St Lucia	15	1,238	561	0.1	0.1	1	—	—	—	—	—	—	—	—	—	—
Suriname	12	148	67	4.3	7.0	420	9	260	0	0	65	0	0	0	35	15
Sweden	2,633	121,899	55,281	178.0	286.5	6,802	132	360	260	0	154	78	58	33	81	97
Taiwan	10,246	43,701	19,818	13,129.6	21,125.6	129,675	6,875	27,969	3,600	0	28,106	5,746	9,279	6,475	1,813	7,113
Tanzania	3,316	58,313	26,445	4.5	7.3	10,625	254	2,239	951	0	1,773	649	634	312	401	681
Thailand	4,889	26,671	12,095	33.7	54.2	123,867	1,238	11,719	7,196	1,843	3,981	14,177	4,079	3,779	527	6,933
The Bahamas	22	553	251	5.4	8.6	2,677	34	311	64	0	326	58	61	39	155	198
Trinidad and Tobago	67	1,320	599	5.9	9.5	23,140	758	2,060	685	1,141	755	759	909	1,214	1,276	1,180
Turkey	1,047	3,098	1,405	12.4	19.9	18,016	10,707	257	450	0	604	289	64	613	130	430
Turks and Caicos Islands	42	308	139	0.2	0.2	3	—	—	—	—	—	—	—	—	—	—
U.S. Virgin Islands	249	1,182	536	6.5	10.5	12,547	2,762	516	511	116	1,078	95	365	216	341	487
Ukraine	25	20	9	0.1	0.2	70	27	6	0	3	0	0	0	0	0	7
United Arab Emirates	41	876	397	21.1	34.0	3,772	151	822	127	55	798	126	38	101	220	254
United Kingdom	1,902	17,412	7,897	27.8	44.7	151,274	6,847	2,450	10,954	75	6,994	1,589	57	2,457	1,713	567
<i>Channel Islands</i>	53	26	12	0.7	1.1	503	18	9	17	0	8	1	0	3	4	0
<i>England</i>	1,153	5,223	2,369	17.7	28.6	113,653	5,735	1,505	8,080	71	5,351	1,241	55	2,077	990	431
<i>Northern Ireland</i>	44	6,856	3,110	0.1	0.2	2,438	19	238	161	4	313	11	2	21	131	4
<i>Scotland</i>	499	5,040	2,286	7.3	11.7	27,954	750	594	2,267	0	934	316	0	326	516	111
<i>Wales</i>	153	267	121	2.0	3.1	6,726	325	104	429	0	388	20	0	30	72	21
United States	81,667	2,566,458	1,163,997	21,192.9	34,099.8	2,078,833	377,460	87,982	185,163	160,032	129,885	66,830	60,876	38,664	64,862	44,707
Uruguay	1,923	12,005	5,444	30.7	49.4	52,796	9,483	3,114	2,869	28	4,301	2,965	1,104	1,176	1,056	1,080
Vanuatu	72	826	375	1.1	1.8	4,724	61	657	756	77	43	73	56	46	335	78
Venezuela	2	115	52	0.3	0.5	824	24	14	30	58	77	32	307	4	9	0
Vietnam	337	5,577	2,529	4.0	6.5	25,701	295	340	989	4	717	1,226	748	640	90	135
Location Not Recorded	9,242	74,384	33,733	114.7	184.5	421,361	47,982	49,771	40,548	40,707	24,408	16,284	14,422	12,410	9,012	11,599
Grand Total	221,201	5,229,065	2,371,864	49,635	79,880	8,066,072	964,521	627,014	573,534	519,438	409,855	272,399	224,170	222,289	162,750	146,255

UNITED STATES

OCEAN TRASH INDEX

State	Volunteers	Pounds	Kilograms	Miles	Kilometers	Total Items Collected	1	2	3	4	5	6	7	8	9	10
							 Cigarette Butts	 Food Wrappers (candy, chips, etc.)	 Other Trash (Clean Swell)	 Bottle Caps (Plastic)	 Beverage Bottles (Plastic)	 Grocery Bags (Plastic)	 Beverage Cans	 Straws, Stirrers	 Beverage Bottles (Glass)	 Bottle Caps (Metal)
Alabama	331	2,503	1,135	50.5	81.3	10,162	1,140	894	1,145	353	767	604	572	191	429	173
Alaska	169	860	390	30.9	49.7	9,730	222	87	2	77	81	11	76	6	11	26
Arizona	47	368	167	10.2	16.3	2,770	219	335	225	162	195	134	145	90	135	42
California	16,801	118,796	53,874	10,687.8	17,196.7	839,928	190,042	91,095	81,557	35,791	23,798	20,643	18,205	20,340	14,104	19,397
Colorado	1,568	12,691	5,755	192.9	310.3	2,205	520	171	177	17	116	194	48	66	77	34
Connecticut	1,495	7,530	3,415	237.5	382.1	51,875	9,393	7,996	3,311	4,310	4,569	1,192	2,569	1,874	1,874	1,878
Delaware	197	1,350	612	51.3	82.6	1,133	781	25	37	33	13	6	8	16	4	0
District of Columbia	85	310	140	6.2	9.9	5,070	159	292	171	232	286	126	108	83	69	104
Florida	10,103	91,721	41,596	1,761.4	2,834.1	460,532	52,646	31,853	46,809	47,386	18,648	19,606	13,470	17,383	8,027	7,274
Georgia	10,230	269,245	122,127	927.6	1,492.8	39,676	4,730	115	1	3,198	5,872	1,764	3,655	525	1,579	495
Hawaii	500	21,863	9,915	46.0	74.0	15,432	2,748	742	1,050	870	289	325	675	187	318	671
Illinois	564	2,682	1,216	18.9	30.4	33,055	4,056	2,161	412	1,622	858	372	826	1,412	548	646
Indiana	58	821	372	1.2	1.9	7,776	549	399	360	408	377	366	375	359	377	20
Louisiana	187	12,867	5,835	38.3	61.6	6,916	1,562	469	275	653	441	228	487	288	181	239
Maine	114	666	302	22.9	36.8	3,114	630	168	239	89	188	62	106	29	58	30
Maryland	182	1,657	751	43.2	69.5	18,217	744	1,472	515	2,094	1,558	436	839	990	765	192
Massachusetts	1,294	64,598	29,295	353.9	569.4	54,193	7,845	5,181	2,118	5,871	3,490	2,823	2,516	1,232	1,986	964
Michigan	840	4,133	1,874	86.5	139.1	58,335	7,744	3,717	384	4,046	882	474	826	2,447	400	483
Minnesota	62	121	55	2.6	4.1	2,289	646	157	25	36	33	54	51	44	19	38
Mississippi	644	4,812	2,182	64.9	104.4	30,804	6,914	1,819	755	1,651	1,426	851	1,157	951	564	761

TOP 10 ITEMS COLLECTED IN THE UNITED STATES

State	Volunteers	Pounds	Kilograms	Miles	Kilometers	Total Items Collected	1	2	3	4	5	6	7	8	9	10
							 Cigarette Butts	 Food Wrappers (candy, chips, etc.)	 Other Trash (Clean Swell)	 Bottle Caps (Plastic)	 Beverage Bottles (Plastic)	 Grocery Bags (Plastic)	 Beverage Cans	 Straws, Stirrers	 Beverage Bottles (Glass)	 Bottle Caps (Metal)
Nebraska	1,527	9,361	4,245	49.8	80.1	554	11	21	17	34	41	25	23	17	14	1
Nevada	29	723	328	2.2	3.6	346	43	35	8	13	8	7	7	39	1	28
New Hampshire	171	10,179	4,616	22.8	36.8	2,735	298	323	67	104	176	30	334	47	123	134
New Jersey	270	1,507	683	52.7	84.7	9,789	568	1,157	839	1,006	426	498	327	621	244	174
New York	2,374	44,656	20,251	342.6	551.3	70,695	7,925	5,681	2,600	5,173	3,404	3,722	2,600	3,192	1,805	1,687
North Carolina	1,308	58,108	26,352	378.3	608.7	62,370	24,374	3,617	5,544	2,187	1,701	1,247	1,617	1,083	732	373
Ohio	748	18,580	8,426	64.3	103.5	53,897	7,638	5,741	448	1,411	3,698	2,643	2,178	1,227	1,127	479
Oregon	872	5,946	2,697	103.1	165.9	2,984	457	156	84	156	48	70	55	38	19	27
Pennsylvania	11,527	900,250	408,347	1,251.0	2,013.0	33,232	5,669	2,770	296	995	3,112	2,173	2,470	705	3,594	20
Rhode Island	628	4,270	1,937	42.6	68.6	37,813	11,734	2,450	965	2,783	1,843	1,296	1,359	1,712	1,413	1,056
South Carolina	197	512	232	27.2	43.7	8,998	3,155	1,303	897	372	173	239	179	259	88	50
Tennessee	5	73	33	0.2	0.2	95	0	0	0	0	10	0	25	5	52	0
Texas	12,163	845,486	383,428	1,477.7	2,377.7	34,533	2,314	1,526	2,565	2,423	3,421	654	2,581	634	1,162	593
Utah	373	1,608	729	640.5	1,030.5	8,503	719	1,011	1,157	351	661	382	414	255	152	125
Vermont	165	1,190	540	29.7	47.8	2,923	211	256	86	90	201	94	116	58	101	39
Virginia	1,647	17,530	7,950	1,636.8	2,633.6	60,556	12,153	6,160	2,090	2,217	4,002	2,511	2,724	1,612	1,907	1,459
Washington	1,757	24,466	11,095	414.5	666.9	20,531	3,136	2,445	2,793	620	511	517	752	343	444	600
Wisconsin	435	2,421	1,098	22.4	36.1	15,067	3,765	1,363	8	1,051	659	451	387	516	204	183
Grand Total	81,667	2,566,458	1,163,997	21,193	34,100	2,078,833	377,460	185,163	160,032	129,885	87,982	66,830	64,862	60,876	44,707	40,495

2020 CLEANUP COORDINATORS

International

Antigua & Barbuda

Caribbean Youth Environment Network in Antigua & Barbuda
Elijah James & Seimone Joseph

Argentina

Asociación ReCrear
Liliana Toranzo

Australia

Tangaroa Blue Foundation
Heidi Tait

Barbados

Caribbean Youth Environment Network in Barbados
Arabelle James–Anglies

Bahamas

Abaco
Friends of the Environment
Olivia Patterson Maura & Lianna Burrows
Grand Bahama Island
Bahamas Ministry of Tourism
Andre Cartwright & Aulenna Robinson

Nassau

Dolphin Encounters
Te–Shalla Clarke

Bahrain

Cleanup Bahrain
Ali AlQaseer

Bangladesh

Kewkradong
S. M. Muntasir Mamun

Belize

The Scout Association of Belize
Ricardo N. Alcoser & Roberto Lopez

Bermuda

Keep Bermuda Beautiful
Katie Berry

Brazil

Instituto Gremar Resgate e Reabilitação de Animais Marinhos (GREMAR)
Rosane Farah

Fundação Mamíferos Aquáticos
Daniela Araujo

Instituto Terra e Mar
Shirley Pacheco de Souza

Brunei

Coastal Cleanup Brunei
Alan Tan

Cameroon

Association for Community Awareness (ASCOA)
Linus Ayangwoh Embe & Mukete Emmanuel Mbella

Canada

Ocean Wise Conservation Association
Kate Le Souef & Tanya Otero

Chile

Aquatic Environment Preservation Department, DIRECTMAR, Chilean Navy
Macarena Maldifassi

China

Shanghai Rendu NPO Development Centre
Yonglong Liu

Colombia

Sentidos de la Tierra
Eileen Martes Solano

Croatia

Blue World Institute of Marine Research and Conservation
Jelena Basta

Cyprus

AKTI Project and Research Centre
Demetra Orthodoxou & Stephanie Hadjiprocopiou

Dominica

Dominica Youth Environment Organization
Terry Raymond & Nelister Baron

Dominican Republic

Fundación Vida Azul
Oscar Oviedo & Elba Puello
Mariposa Foundation
Amanda Bucci & Aislinn Doyle

Ecuador

Mar y Ambiente Consultores & Ministry of Environment of Ecuador
Jaime Paredes & Mae–Pngids

Egypt

Youth Love Egypt Foundation
Ahmed Fathy

Finland

Keep the Archipelago Tidy Association
Julia Jännäri & Atte Lindqvist

Aland Islands

The Åland Society for Nature & Environment
Linda Eriksson

Germany

Kieler Forschungswerkstatt
Henrike Bratz

One Earth–One Ocean
Melissa Behrendt

Ghana

Smart Nature Freak Youth Volunteers
Foundation of Accra–Ghana
Tyler Kobla

Greece

HELMEPA
Constantinos Triantafyllou & Eleni Tsolka

Greenland

CSR Greenland
Ivinnguaq Kristiansen

Grenada

Caribbean Youth Environment Network in Grenada
Kerricia Hobson, Kendon James & Renatta Fielden

Guam

Bureau of Statistics & Plans, Guam Coastal Management Program
Steven Dierking

Guatemala

ARCAS Wildlife Rescue and Conservation Association
Colum Muccio & Miriam Monterroso
Antigua Green School
Grace Hilling

Guyana

Caribbean Youth Environment Network in Guyana
Kiefer Jackson & Lakeram Singh

Hong Kong

Hong Kong Cleanup
Lisa Chistensen

India

Indian Maritime Foundation
Capt.S.Krishnamurthi & Cmde.P.K.Malhotra

Bhumi

Dr. Prahalathan KK & Ashkay Jain

Indonesia

Bali Hotel Association
Kevin Girard

Plastic Man Institute
Stefan Rafael

Ireland

Clean Coasts Ireland, An Taisce
Sinead McCoy

Israel

The Israeli Plastic Pollution Prevention
Coalition and The Israeli Diving Federation
Dr. Galia Pasternak

Italy

Marevivo Onlus
Raffaella Giugni

Reef Check Italy
Gianfranco Rossi & Carlo Cerrano

Sardinia

Clean Coast Sardinia
Anna Kowalska

Jamaica

Jamaica Environment Trust
Lauren Creary

Japan

Japan Environmental Action Network
Yoshiko Yoshino & Azusa Kojima

SEGO Initiative
Alana Bonzi

Kenya

Kenya Conservation of Aquatic Resources
David Olendo

Watamu Marine Association
Steve Trott & Julie Myra Alego

Kwale Recycling Center
Susan Skull–Carvalho

Osiepe Sango (Friends of Lake Victoria)
Michelle & Jeremy Muchilwa

Kuwait

Kuwait Dive Team
Waleed AlFadhel & Bashayer Alyzayed

Malawi

Malawi Beach and Underwater Cleanup
Innocent Sopha Mjumira &
Kondwani Wilson Mjumira

Malaysia

Reef Check Malaysia
Theresa Ng & Julian Hyde

The Body Shop Malaysia
Jesse Siew & Sook Cheng

Mauritius

Le Bocage International School
Courtney Jenkins & Lee Foley

Mexico

Baja California
Proyecto Fronterizo
Margarita Diaz

Colima

Universidad de Colima
Lidia Silva Iñiguez

Quintana Roo

ARSA CARIBE
Araceli Ramirez Lopez

Sonora

Centro Intercultural de Estudios de Desiertos
y Océanos
Paloma Valdivia

Tamaulipas

Club Regatas Corona, A.C.
Alejandra López de Román

Mexico City

Hands On, Mexico
Blanca Ramírez & Gray Beverly

Morocco

Surfrider Foundation Morocco
Yassine Belhouari

Mozambique

Dolphin Encountours Research Center
Angie Gullan

Netherlands

The North Sea Foundation
Sebastian Verkade & Marijke Boonstra

Nicaragua

Paso Pacifico
Sarah Otterstrom & Anna Chevez

Nigeria

Nigerian Institute for Oceanography
and Marine Research
Oyeronke Adegbile & Justina Obienu

My Environment My Wealth
Wonne Afronelly

Northern Mariana Islands

Division of Coastal Resources Management
Colleen Flores, Janice Castro &
William T. Pendergrass

Norway

Keep Norway Beautiful
Lise Gulbrandsen & Malin Dahl

Panama

Asociacion Nacional para la Conservacion de
la Naturaleza (ANCON)
Jenny Echeverria & Grecia Medina
Fundacion para la Proteccion del Mar
(PROMAR)
Ricardo Wong

Peru

VIDA—Instituto Para la Proteccion del
Medio Ambiente
Arturo Alfaro Medina & Ursula Carrascal
Vizarreta

Philippines

ICC Philippines
Geronimo P. Reyes

Philippine Coast Guard Auxiliary
Vice Admiral Valentin B. Prieto Jr PCGA

Department of Environment and
Natural Resources
Chris Villarin

Portugal

Portuguese Marine Litter Association
João Frias

Sailors for the Sea Portugal
Bernardo Corrêa de Barros, Isaac Silveira
& Cheila Almeida

Puerto Rico

Scuba Dogs Society
Silmarie Sánchez, Ana Trujillo & Sandra Schleier

Russia

Ecostart
Yana Blinovskaia

Senegal

Barracuda Club Dakar
Julie Bernier

Sierra Leone

Sierra Leone School Green Club
Alhassan Sesay

Singapore

Lee Kong Chian Natural History Museum,
National University of Singapore
N. Sivasothi

Sint Eustatius

St. Eustatius National Parks
Jessica Berkel & Francois Mille

Sint Maarten

Sint Maarten Pride Foundation
Jadira Veen & Riddhi Samtani

Slovenia

Zavod TRI-NITI
Andreja Palatinus & Spela Grohar

South Africa

Plastics SA
John Kieser

Ezemvelo KZN Wildlife
Wayne Munger

South Korea

Our Sea of East Asia Network
Dr. Jongmyoung Lee & Sunwook Hong

Spain

Asociación Ambiente Europeo
Daniel Roller

Sri Lanka

Marine Environment Protection Authority
Jagath Gunasekara

St Helena

Saint Helena National Trust &
Blue Marine Foundation
Beth Taylor & Kenicke Andrews

St Kitts & Nevis

Department of Environment
Derionne Edmeade

Nevis Historical and Conservation Society (NHCS)
Arquela Bendeito

St Lucia

Caribbean Youth Environment Network
in Saint Lucia
Virginie Sealys

St Vincent and the Grenadines

Action Bequia
Alicia Lavia & Lucille Cozier

Caribbean Youth Environment Network of
Saint Vincent and the Grenadines
Clonesha Romeo

Sustainable Grenadines Inc.
Kristy Shortte

Sweden

Clean Sweden
Anton Hedlund & Mårten Heslyk

Keep Sweden Tidy
Sandra Toivio & Eva Bildberg

Taiwan

Kuroshio Ocean Education Foundation Taiwan
Ocean Cleanup Alliance
Tai-Di Chang & Dr. Leon Yun-Chih

Tanzania

Nipe Fagio Ltd.
Ana Rocha

Thailand

Department of Marine and Coastal Resources
Suhaitai Prasankul & Ratchanee Phuttapreecha

Trinidad and Tobago

Caribbean Network for Integrated
Rural Development
Marissa Mohamed & Deon Brebnor

Turkey

TURMEPA
Çağil Toparlak Alkan & Dağhan Mehmet Yazıcı
ADYSK Association
Volkan Narci & Aslin Karanfil

U.S. Virgin Islands

St. Croix
University of the Virgin Islands—Virgin Islands
Marine Advisory Service (VIMAS)
Marcia Taylor

St. Thomas

University of the Virgin Islands—Virgin Islands
Marine Advisory Service (VIMAS)
Howard Forbes, Jr.

United Arab Emirates

Emirates Diving Association
Ahmed Bin Byat, Reem Abbas &
Ibrahim Al-Zubi

United Kingdom

Marine Conservation Society
Lauren Eyles & Justine Millard

Northern Ireland

Keep Northern Ireland Beautiful
Nicola Fitzsimons & Karina Robinson

Scotland

Keep Scotland Beautiful
Heather McLaughlin & Catherine Gee

Uruguay

Ministry of Environment
Cristina Quintas

Vanuatu

Vanuatu Environmental Science Society
Dr. Christina Shaw & Martika Tah

Venezuela

FUDENA
Déborah Bigio & Luisa Escobar

Vietnam

Centre for Marinelife Conservation
and Community Development
Thu Hue Nguyen, Ho The Trung &
Thi Ngoc Ngo

GreenHub
Nguyen Thi Thu Trang & Ta Linh Chi

The Body Shop Vietnam
Kha Tran & Linh Nguyen

Global (underwater cleanups)

Project AWARE Underwater Cleanups

Ania Budziak & Ian Campbell

Reef World Foundation/Green Fins

Chloe Harvey & Samantha Craven

United States

Alabama

ADCNR State Lands Division Coastal Section
Angela Underwood

Alaska

Center for Alaskan Coastal Studies
Henry Reiske

Arizona

OdySea Aquarium
Lisa Ristuccia

California

California Coastal Commission
Eben Schwartz & Bekkah Scharf

Colorado

Fountain Creek Watershed Flood Control and
Greenway District
Allison Schuch

Common Tides
Katie Dyal

Connecticut

Save the Sound, Connecticut Fund for the
Environment
Annalisa Paltauf

Delaware

Delaware Department of Natural Resources &
Environmental Control
Joanna Wilson

Florida

Multiple Coordinators

Georgia

Georgia Environmental Protection Division,
Rivers Alive
Harold Harbert



Hawaii

Keep the Hawaiian Islands Beautiful
Chris Woolaway & Linda O'Brien

Illinois

Alliance for the Great Lakes
Tyrone Dobson

Indiana

Alliance for the Great Lakes
Tyrone Dobson

Louisiana

Pontchartrain Conservancy
Chris Cook

Maine

Maine Coastal Program
Theresa Torrent

Maryland

National Aquarium
Laura Bankey

Massachusetts

Massachusetts Office of Coastal Zone Management
Robin Lacey

Connecticut River Conservancy
Stacey Lennard

Michigan

Alliance for the Great Lakes
Tyrone Dobson

Minnesota

Alliance for the Great Lakes
Tyrone Dobson

Mississippi

Mississippi Coastal Cleanup Program
Mandy Sartain

Nebraska

Keep Omaha Beautiful
Elizabeth Chalen

New Hampshire

Blue Ocean Society for Marine Conservation
Jen Kennedy

New Jersey

Clean Ocean Action
Alison Jones & Catie Tobin

New Jersey Clean Communities Council
Sandy Huber & Paula Berg

New York

American Littoral Society
Lisa Scheppke & Hillary Critelli

North Carolina

Multiple Coordinators

Ohio

Alliance for the Great Lakes
Destinee Henton

Partners for Clean Streams
Kristina Patterson

Oregon

SOLVE
Jon Schmidt

Pennsylvania

Keep Pennsylvania Beautiful
Michelle Dunn

Rhode Island

Save The Bay
Judy Lewis

South Carolina

S.C. Sea Grant Consortium & S.C. Dept. of Natural Resources
Susan Ferris Hill & Bill Marshall

S.C. Dept. of Health & Environmental Control, Adopt-A-Beach Program
Liz Hartje

Texas

Texas General Land Office
Reneé Tuggle & Adrian Loucks

Keep Texas Beautiful
Sarah Nichols

Vermont

Rozalia Project for a Clean Ocean
Rachael Miller & Ashley Sullivan

Virginia

Clean Virginia Waterways—Longwood University
Katie Register

Washington

Puget Soundkeeper Alliance
Kristin Holschbach

Washington CoastSavers
James Roubal

Wisconsin

Alliance for the Great Lakes
Todd Brennan

2020 SUPPORTING PARTNERS



A new partnership with **Coca-Cola Latin America/Caribbean** was launched during the pandemic to conduct small, safe cleanups in areas throughout the Caribbean that are hard to access and accumulate large amounts of debris. In December 2020, Coca-Cola employees led by ICC Coordinator Vida Azul collected over 1,000 pounds of debris in the Dominican Republic.

Puerto Rico

American Express has been an International Coastal Cleanup (ICC) partner since 2018, with employees around the world cleaning up trash from their local beaches and waterways around the world. In 2020, due to the pandemic, employees instead participated in webinars hosted by Ocean Conservancy, increasing their awareness of the marine debris issue and learning how a small, socially-distanced cleanup can still deliver a big impact given the company's global reach.

For more than 20 years, **Bank of America** has helped Ocean Conservancy expand the reach of the ICC across the globe, usually with the enthusiastic participation of its employees in local coastal cleanups. During an unprecedented year, bank employees participated in an At-Home Waste Audit to track and understand their waste infrastructure and footprint at a time when PPE, takeout containers, and other single-use plastics were on the rise.

Ocean Conservancy is grateful to have **Breitling** as a Living Waters Partner, underscoring the company's commitment to sustainability and global conservation. Breitling created a limited-edition watch to commemorate its essential partnership with Ocean Conservancy and show its support for helping lead the fight against ocean pollution.

Garnier partnered with Ocean Conservancy to drive change across the beauty industry and engage employees and customers in the ICC. In 2020, Garnier launched its Green Beauty Initiative, which aims to use only recycled, recyclable, or compostable packaging by 2025, and released a reef-gentle sunscreen with Ocean Conservancy which features a 100% recycled and recyclable container.

PepsiCo and Ocean Conservancy launched a new partnership in conjunction with the 2020 Super Bowl in Miami, featuring a cleanup that collected more than 150 pounds of debris from Oleta River State Park on Biscayne Bay just north of Miami. The company is an active member of the Trash Free Seas Alliance and was one of the first investors in Circulate Capital, which focuses on reducing ocean plastic pollution.

2020 International Coastal Cleanup Supporting Partners

American Express
The Coca-Cola Foundation
Bank of America
The PepsiCo Foundation

Breitling
Garnier
National Oceanic and Atmospheric Administration
Pacific Life Foundation
The Starbucks Foundation
Brunswick Public Foundation
Cox Enterprises
Dow
The Forrest C. & Frances H. Lattner Foundation
The Kleid Family Charitable Fund
Norwegian Cruise Line Holdings Ltd.
The Philip Stephenson Foundation
Amcor
ITW
The Martin Foundation
O-I Glass, Inc.

Outreach Partners

Keep America Beautiful
Project AWARE
United Nations Environment Programme

Jamaica



ACKNOWLEDGMENTS



Trinidad & Tobago

Managing Editors

Madeline Black
Elizabeth Curwen

Design

Blue House Design

Printing

Printivity

2020/2021 International Coastal Cleanup Team

Robyn Albritton

Sarah Kollar

Allison Schutes (Director)

Truett Sparkman

Susannah Spruill

Emily Tye

Photo Credits

Front Cover: Trinidad and Tobago, Keegan Callender

Inside Front Cover: Italy, Marevivo Onlus

Page 1: Ocean Conservancy

Page 2: Colombia, Sentidos de la Tierra

Page 3: Florida, USA, Ormond Beach Observer; Trinidad and Tobago, Keegan Callender

Page 4: Italy, Marevivo Onlus; Florida, US, Ryan Arnst

Page 5: Tanzania, Nipe Fagio; Vietnam, Centre for Marinelifelife Conservation and Community Development

Page 6: South Africa, Plastics SA; Saint Lucia, Caribbean Youth Environment Network of Saint Lucia

Page 7: Colombia, Ecopazifico; Pennsylvania, USA, Keep Pennsylvania Beautiful

Page 8: Florida, USA, Clean Swell App

Page 9: Georgia, USA, Lake Warriors; Mauritius, Courtney Jenkins

Page 12: Oregon, Tiffany Woods, Oregon Sea Grant 2017

Page 13: Oregon, Britta Baechler

Page 16–17: Bali, Indonesia, Getty Images

Page 18–19: Tarutao National Park, Thailand, Getty Images

Page 20–21: Big Island, Hawaii, Getty Images

Page 25: SantaBarbara, California, Benioff Ocean Initiative

Page 26: Puerto Rico, Garnier

Page 27: Jamaica, Coca-Cola Latin America/Caribbean

Page 28: Trinidad & Tobago, Keegan Callender

Page 29: Kauai-Tunnels Beach, Hawaii, Getty Images

Back Cover: Kenya, Watamu Marine Association

In Memory of Chris Woolaway

This report is dedicated to our dear friend, colleague and International Coastal Cleanup family member Christine Woolaway. Chris championed efforts to tackle marine debris in Hawaii and around the world and served as Hawaii's state ICC Coordinator since 2011. Simply put, Chris was instrumental to making the ICC what it is today, and her legacy will forever be carried by the millions of partners and volunteers that continue to combat plastic pollution on beaches and in waterways around the world.

Nick Mallos, Senior Director of Trash Free Seas at Ocean Conservancy, said, "I had the honor and privilege to work with Chris for more than a decade and will always remember her as a relentless advocate for a clean, healthy ocean. More importantly, I will cherish calling Chris a friend who welcomed me and my family with the spirit of aloha any time work took me to the Hawaiian Islands. For all you did to care for people and our ocean—mahalo."



Ocean
Conservancy®



International
COASTAL
Cleanup

1300 19th Street NW, 8th Floor
Washington, D.C. 20036
With offices in Alaska and on the
West, Gulf and East coasts.
TOLL-FREE +1 800.519.1541

Follow Us

www.oceanconservancy.org
facebook.com/oceanconservancy
twitter.com/ourocean
instagram.com/oceanconservancy

Kenya